

68 Best Design Tools for Every Skill Level



Tools are vital for designers. No matter what project you're into, you'll probably need the help of several tools to accomplish it.

Design tools won't only make your job easier; they're mandatory to save time and make the most out of your efforts. However, there are loads of tools out there.

How do you know which ones to use?

If you are struggling to find the best tools, you're in the right place. In this guide, we'll cover the best design tools for every skill level.

Let's get started!





Best software for UI designers

UI design tools are vital in each and every design process. They help designers to create the best wireframes, mockups, and prototypes. They're essential for your design's functionality.

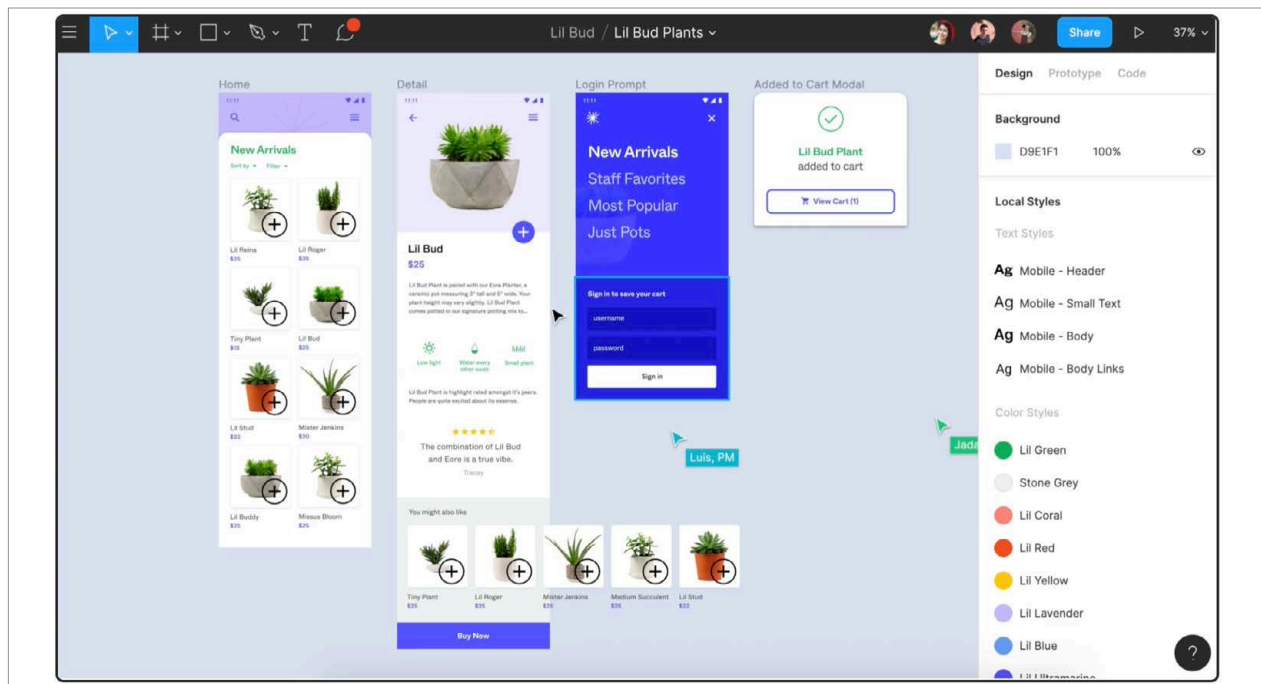
Since there are so many UI design tools out there, you must be wondering which ones you should use. If you want to know the best UI design tools, have a look at the list below!

In this section, we'll cover the best software tools for UI designers. We'll highlight their best features, let you know about their price, and provide you with links to go to each tool's site if you're interested.

Want to become an expert on UI design tools? Let's have a look at the best tools!

DESIGNER TOOLS

BEST SOFTWARE FOR UI DESIGNERS



Source: Figma

Figma

Figma is one of the best tools for UI design and prototyping. Figma is a browser-based tool and is distinguished from other design tools by its ability to enable real-time collaboration between team members.

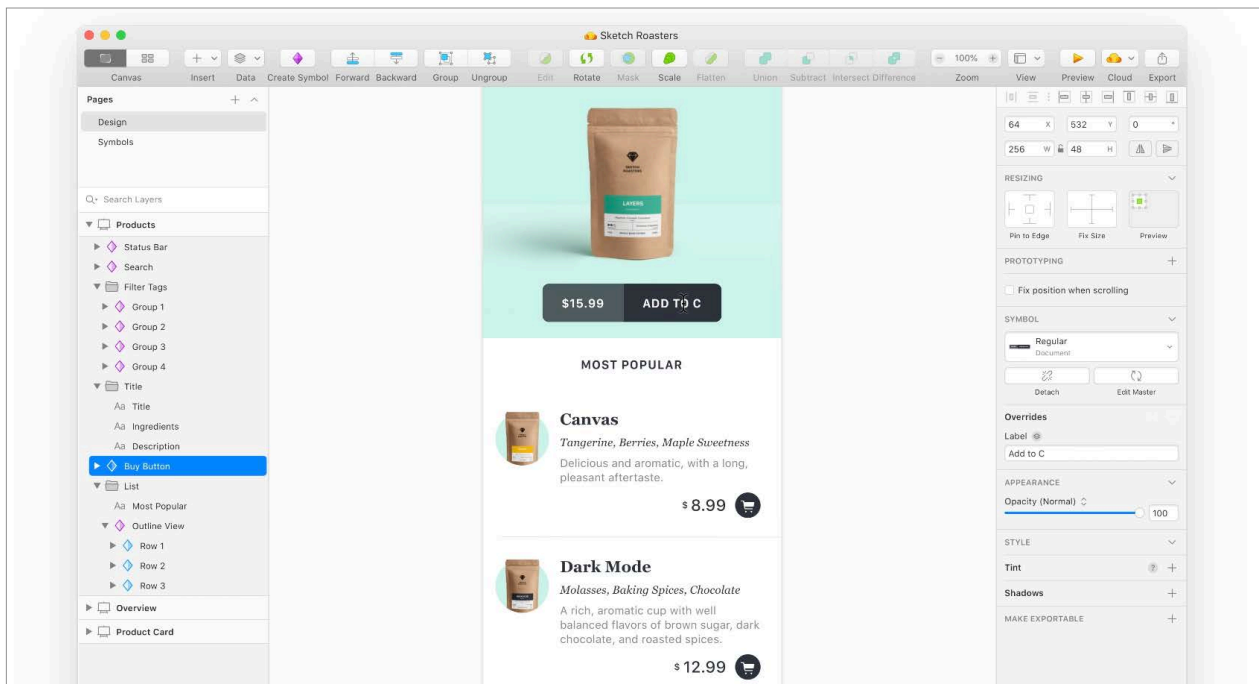
With Figma, you can create vector graphics with a modern pen tool and design responsively with Auto Layout.

Besides, you can choose from countless plugins designed to help you create your design project quickly.

- Free: only 3 projects.
- Price: Individual \$12/month, Organization \$45/month.
- Link: <https://www.figma.com/>

DESIGNER TOOLS

BEST SOFTWARE FOR UI DESIGNERS



Source: Sketch

Sketch

Sketch is a well-known professional software for Mac, mainly used for creating user interfaces and user experience design.

With Sketch, you can create scalable designs with reusable and responsive components that automatically resize to fit your content.

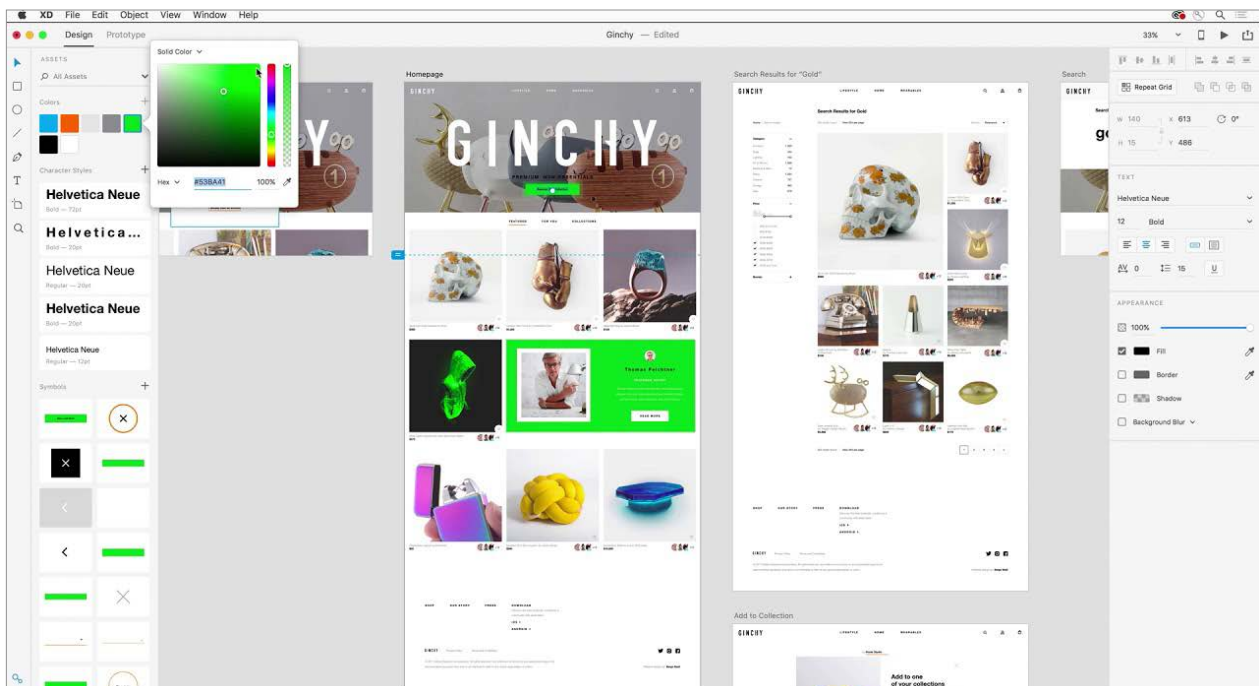
It also allows you to create pixel-perfect icons and scalable vector graphics, as well as create interactive prototypes with full user flows. The Sketch ecosystem includes hundreds of plugins and integrations that can support you in building your project.

- Price: Free trial, \$99 one-time payment.
- Link: <https://www.sketch.com/>



DESIGNER TOOLS

BEST SOFTWARE FOR UI DESIGNERS



Source: Adobe XD

Adobe XD

Adobe Xd is Adobe's program designed to create UI / UX designs. This totally free Adobe application allows you to create user interfaces and interactive prototypes fairly quickly, and test them on all devices.

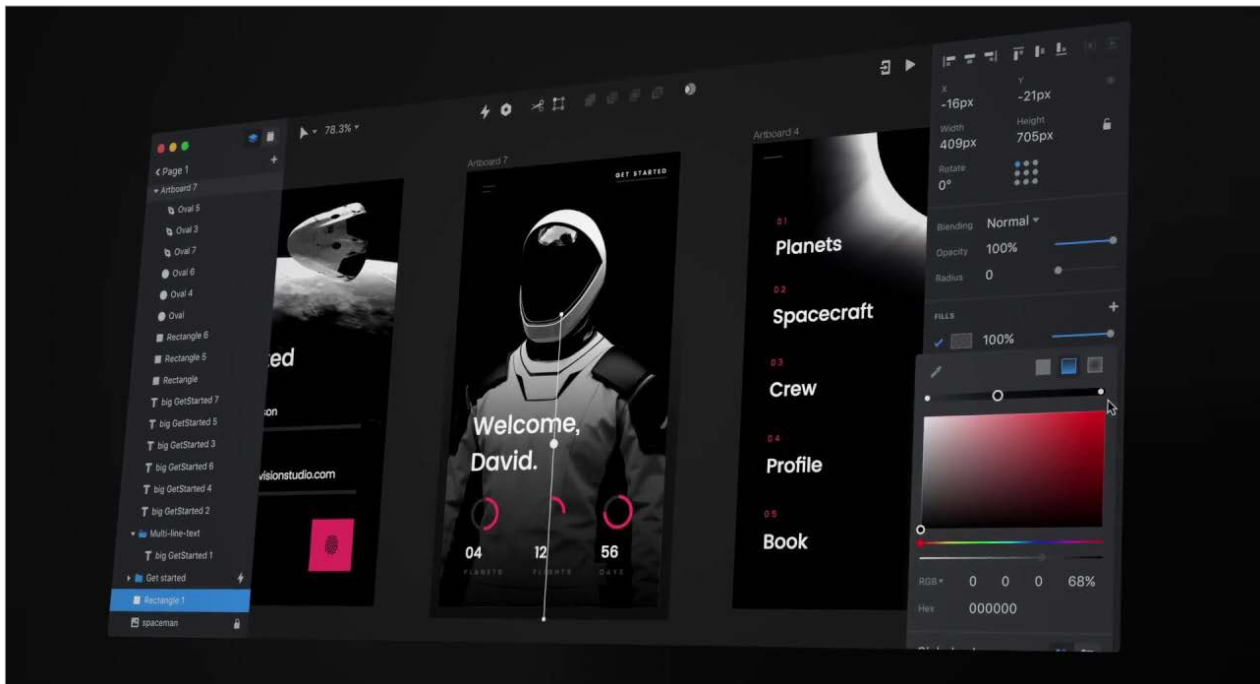
Adobe XD allows you to work together in real-time, share handoff designs, collect feedback, and iterate quickly.

- Price: Free.
- Link: <https://www.adobe.com/products/xd.html>



DESIGNER TOOLS

BEST SOFTWARE FOR UI DESIGNERS



Source: InVision Studio

InVision Studio

InVision Studio is a tool that allows you to design UI / UX interfaces, create quick prototypes, and animate them.

With InVision Studio, you can create pixel-perfect graphics thanks to powerful vector editing.

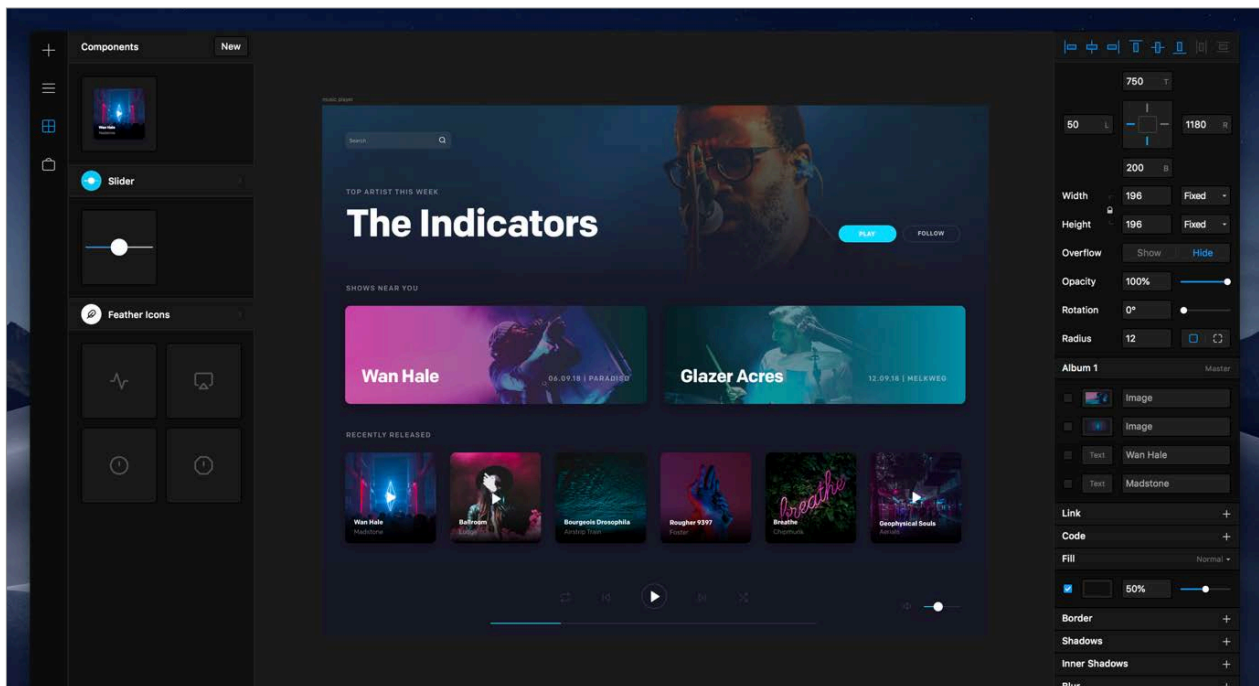
It is particularly effective for rapid prototyping due to the ability to create smooth interactions between screens with the help of the timeline to refine animations directly in the tool.

- Price: Free.
- Link: <https://www.invisionapp.com/studio>



DESIGNER TOOLS

BEST SOFTWARE FOR UI DESIGNERS



Source: Framer X

Framer X

Framer X is a prototyping tool for teams.

With Framer X, you can create high fidelity prototypes with all the team collaboration features you could want: you can perform multi-player edits, create inline comments, design reusable components, mobile previews, and developer handoff.

You can import designs from one of your favorite UI design tools or start from scratch in Framer X.

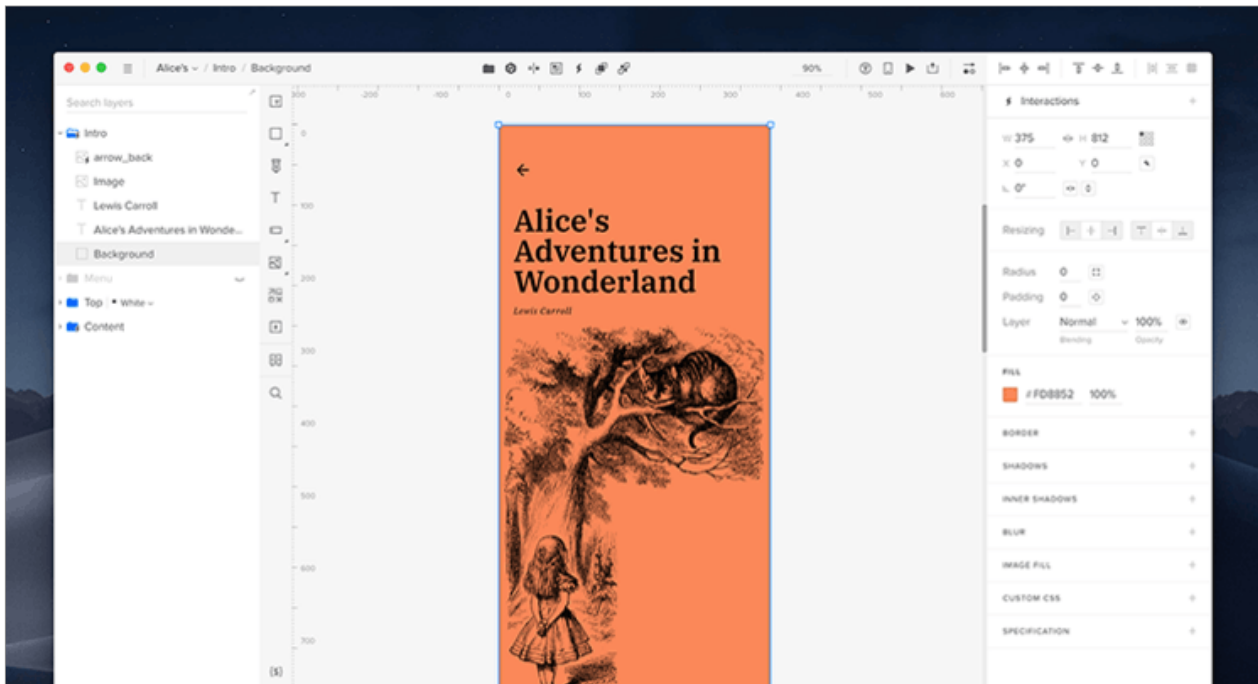
Creating animations is also simple thanks to Magic Motion, which with a simple drag and drop allows you to create immersive prototypes.

- Free: Up to 3 projects.
- Price: Pro 19 euro/month.
- Link: <https://www.framer.com/>



DESIGNER TOOLS

BEST SOFTWARE FOR UI DESIGNERS



Source: UX Pin

UX Pin

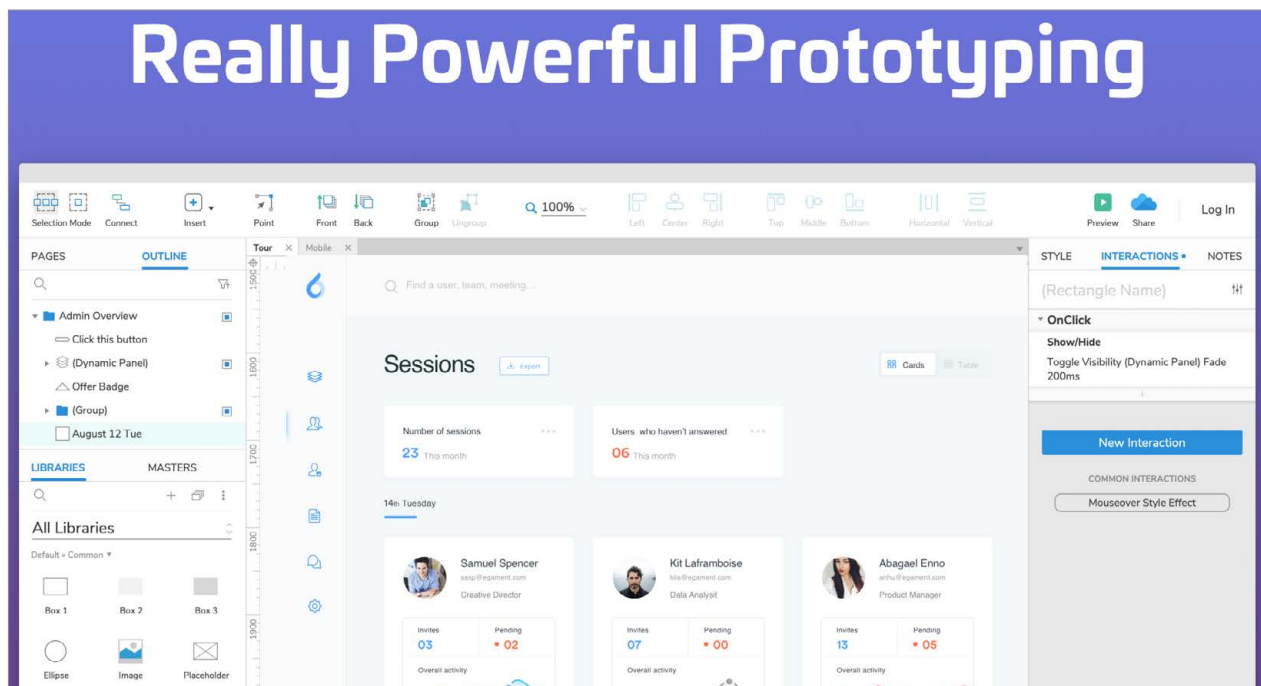
UXPin is a design tool available on Windows, Mac, or directly in the browser.

With UXPin, you can create well-planned wireframes, complex interfaces, design systems, prototyping, and handoffs. This tool allows you to design prototypes that function as if they were the finished product.

UXPin simplifies your design process in various ways, thanks to prototyping with functional and interactive elements generated from production code, easy access to libraries for iOS, Material Design and Bootstrap, and much more.

- Price: Basic \$19/month, Advanced \$29/month & Professional \$69/month.
- Link: <https://www.uxpin.com/>





Source: Axure

Axure

Axure is prototyping software that allows you to create low and high fidelity wireframes and prototypes depending on the project goal.

Axure combines design tools, SVG import, Sketch, Figma, and Adobe XD integrations with powerful prototyping.

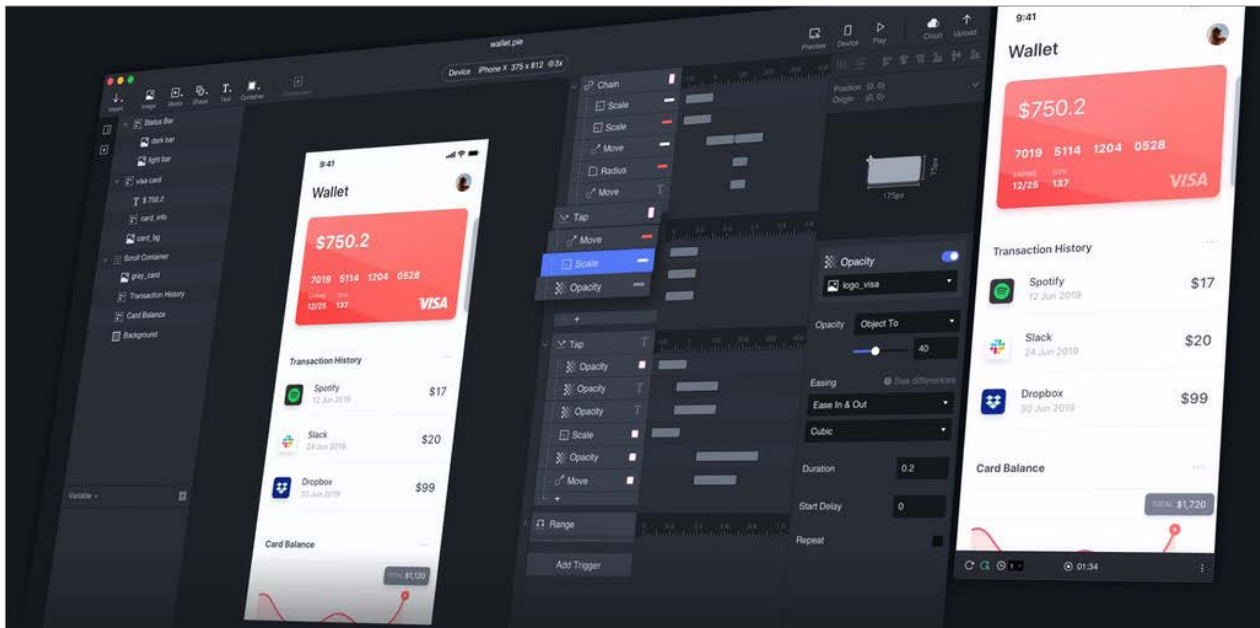
This tool allows you to build a bridge between the designer and the developer by creating comprehensive and easy-to-understand specifications for developers to create the final project.

- Price: Free Trial, Pro \$25/month - Team \$42/month.
- Link: <https://www.axure.com/>



DESIGNER TOOLS

BEST SOFTWARE FOR UI DESIGNERS



Source: Protopie

Protopie

Another very intuitive and powerful tool for creating interactive prototypes without coding knowledge is Protopie.

Protopie allows you to create realistic and customized micro-interactions, create reusable interaction components, import designs created in Sketch, Figma, and Adobe XD and even create Voice Prototyping.

Protopie is available for both macOS and Windows users.

- Price: Free trial, Individual \$11/month, Team \$42/month.
- Link: <https://www.protopie.io/>





Source: proto.io

proto.io

Proto.io allows you to create fully interactive high fidelity prototypes to validate your ideas on real devices in a short time and share them for feedback.

In proto.io, you can build UI components and templates for iOS and Android or import the design from other software like Sketch, Figma, or XD.

You can create screen transitions to create a fully functional prototype and then preview it on any device: web browser or mobile.

- Price: 15 days Free Trial, Freelancer \$24/month, Startup \$40/month, Agency \$80/month & Corporation \$160/month.
- Link: <https://proto.io/>

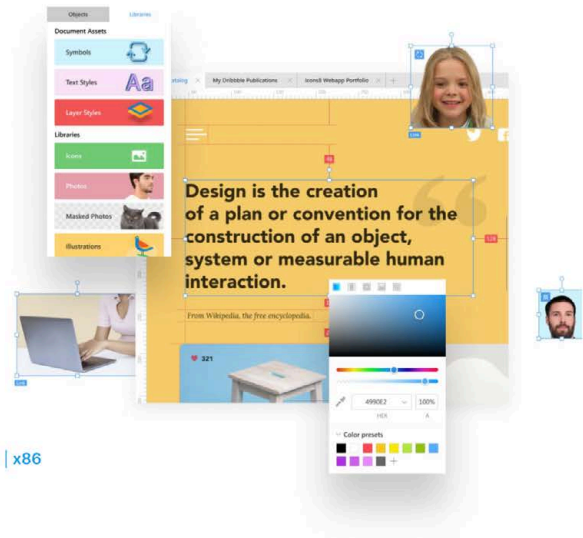
Lunacy 6.2

Graphic design software with built-in assets

Built-in icons, photos, vector illustrations, and more.
Full compatibility with Sketch.

Free on the Windows Store ★ 4.7

Direct download x64 | x86



Source: Lunacy

Lunacy

Lunacy is a free vector design tool for Windows users.

Often referred to as Sketch for Windows, Lunacy lets you easily create graphic designs with various built-in assets.

This tool provides built-in sets of icons, photos, vector illustrations, and more, which make creating design projects faster.

Lunacy was created by icons8, a team famous for creating many tools and resources for designers.

- Price: Free.
- Link: <https://icons8.com/lunacy>

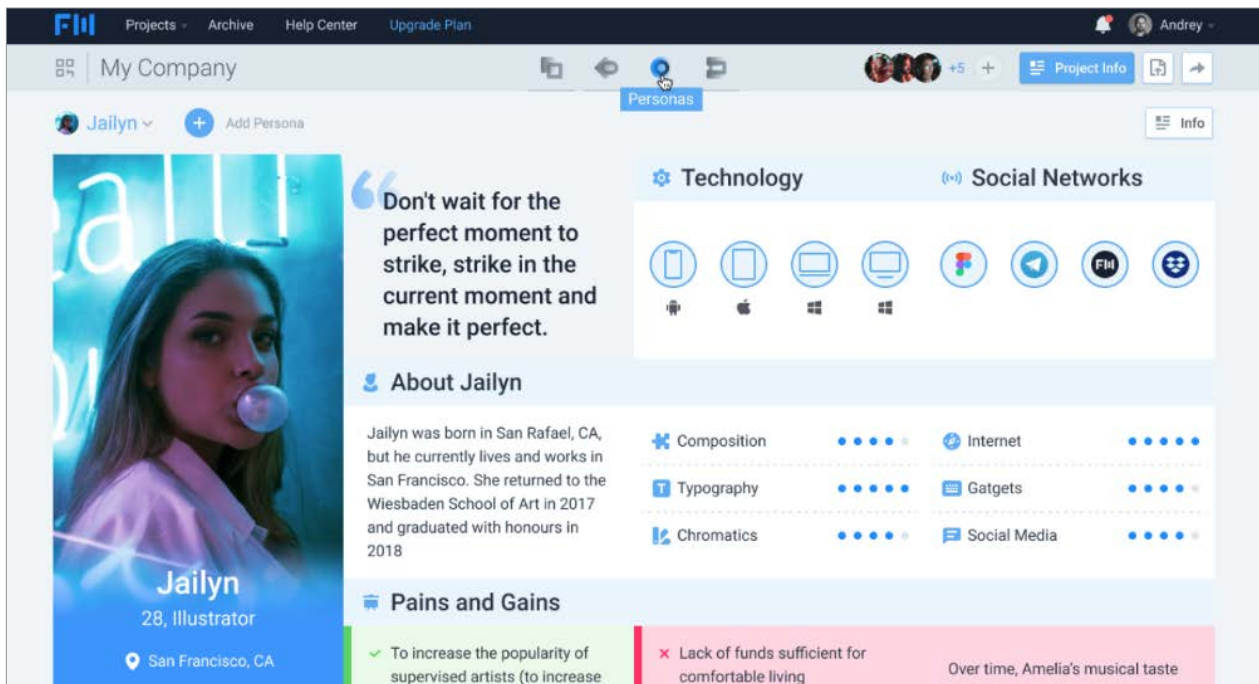


Tools to improve the user experience

UX designers' responsibilities can vary a lot from one company to another. Still, designers need the right tools to structure the information architecture and help users through the user journey.

User experience aims at improving the interactions between a consumer and a business website. UX design ensures users' experience is as intuitive and pleasant as possible. This is quite challenging, so you'll need the help of some tools to make your job easier.

Here is a list of the best UX tools:



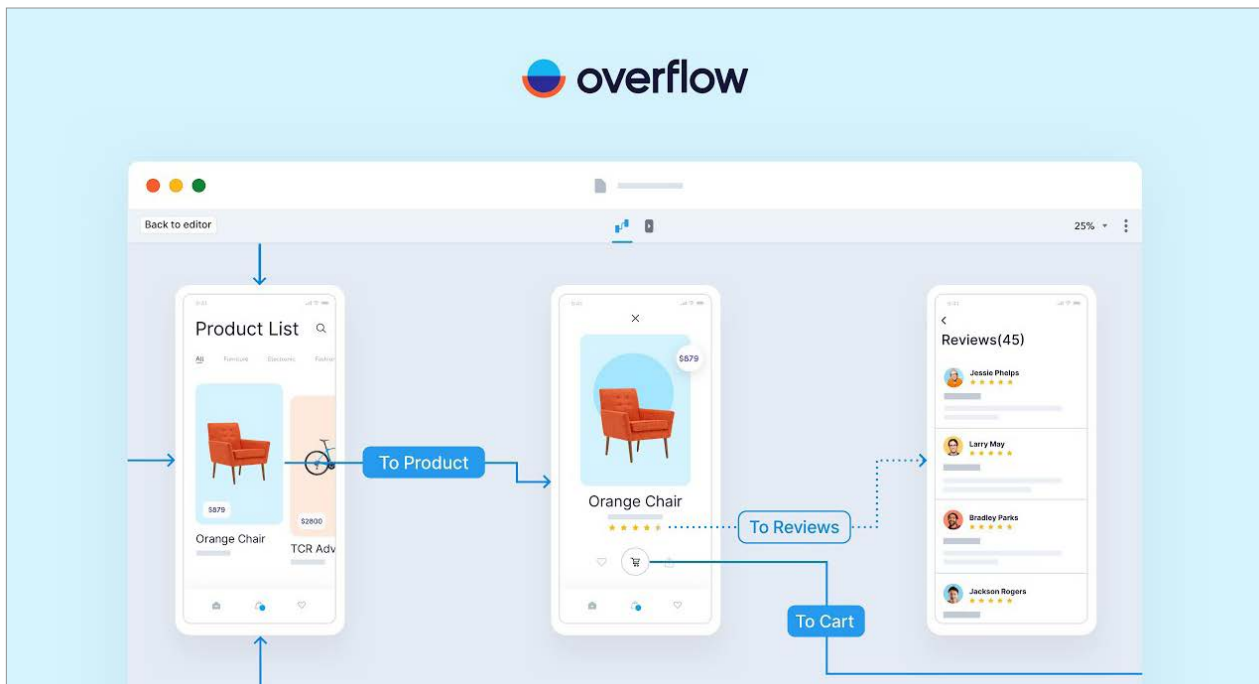
Source: Flowmapp

Flowmapp

Flowmapp is a UX platform that helps you improve the user experience of your digital projects.

Flowmapp provides several useful UX tools such as the ability to create sitemaps, build user flows, plan customer journey maps, and create personas for a deep understanding of your target audience.

- Free: 1 project.
- Price: Pro \$99/year, Team \$27/year.
- Link: <https://www.flowmapp.com/>



Source: Overflow


Overflow

Overflow helps you to create user flow diagrams in no time to show the user journey effectively.

This tool allows you to show your user flowcharts in an engaging and interactive way, as well as share them on the Overflow Cloud and get feedback using the built-in comment feature.

Overflow integrates seamlessly with your favorite design software, Sketch, Adobe XD and Figma.

- Price: 30-day Free trial, \$12/month.
- Link: <https://overflow.io/>



Source: Squid

Squid

Squid allows you to create user flows and diagrams in Sketch and Figma to produce more effective user experiences.

With Squid, you can save time and effort by using predefined sets of components that can be customized to create professional diagrams efficiently.

Squid is a well-structured library that helps you to create a variety of flows for your project documentation, such as user flows, sitemaps, wireframes, diagrams, mind maps, and customer journeys.

- Price: \$36.
- Link: <https://www.uxmisfit.tools/squid>

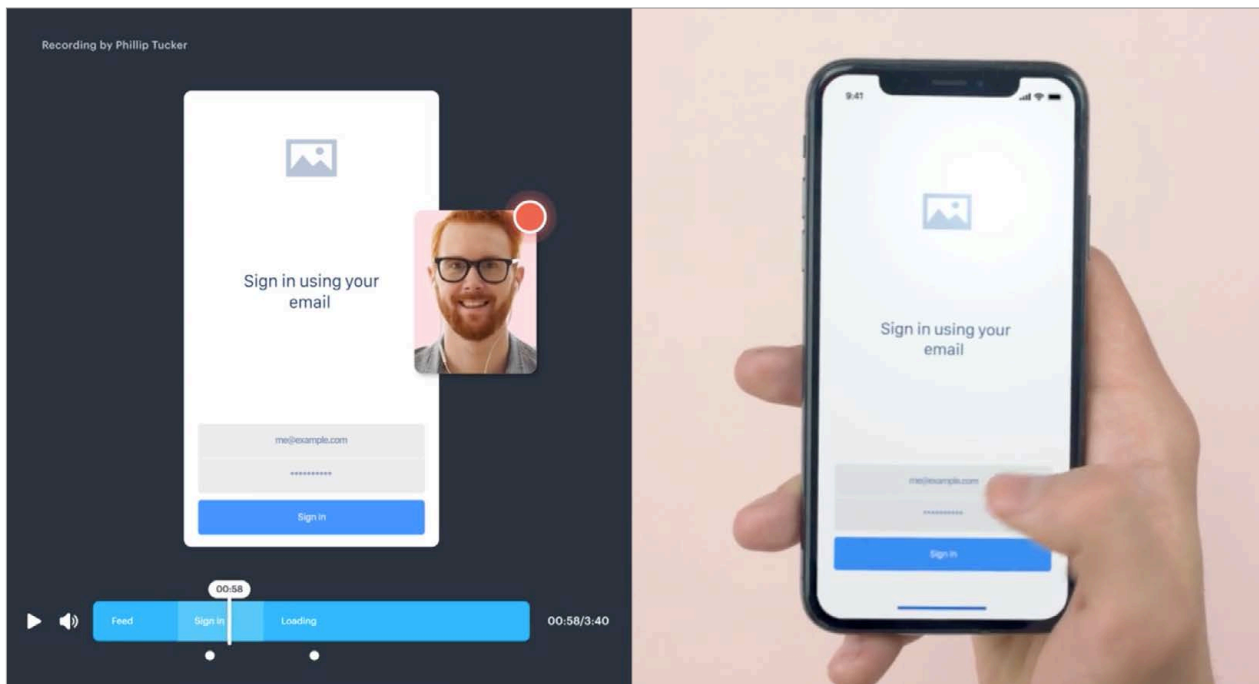


Tools to test User Experience

User experience relies on user testing. It is for this reason that you need to become familiar with tools to test UX. It will help users to complete a desired action and brands to increase conversions.

It is of utmost importance that you understand how users interact with your design. This will help you to enhance the user experience.

Below you'll find the most popular UX testing tools listed and explained:



Source: User Testing by Marvel

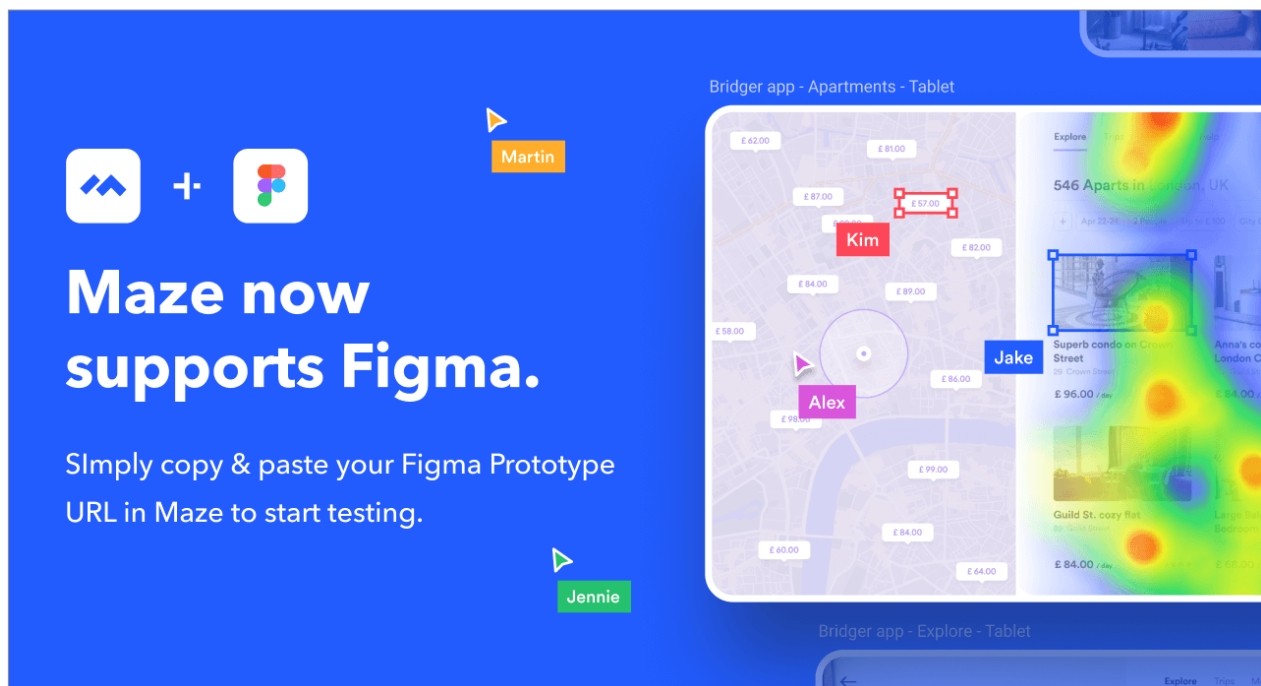
User Testing by Marvel

User testing by Marvel App allows you to get video, voice, and analytical feedback on your projects and prototypes quickly and easily.

With this tool, you will be able to capture every click, comment, and reaction on your prototype by merely sharing a link. You will thus obtain real-time information on your projects' performance, find possible problems, and improve usability.

It is also possible to collaborate with your team on user tests, viewing the results, and getting feedback.

- Price: Pro \$12 / month, Team \$42/month.
- Link: <https://marvelapp.com/user-testing>



The advertisement features a blue background with the Maze logo (a stylized 'M' in a square) and the Figma logo (a colorful circle with four dots). A plus sign is between them. Below the logos, the text reads: "Maze now supports Figma." followed by "Simply copy & paste your Figma Prototype URL in Maze to start testing." To the right, there are two screenshots of the "Bridger app" interface. The top screenshot is titled "Bridger app - Apartments - Tablet" and shows a map with various apartment listings, each with a price tag (e.g., £62.00, £81.00, £87.00). Three users are shown interacting with the app: "Martin" (orange name tag), "Kim" (red name tag), and "Alex" (purple name tag). The bottom screenshot is titled "Bridger app - Explore - Tablet" and shows a list of apartment listings with heatmaps overlaid on the images, indicating user engagement or focus. A user named "Jake" (blue name tag) is also shown interacting with the app.

Source: Maze

Maze

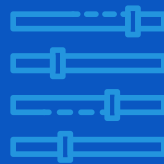
Maze is a tool that allows you to test your prototypes with real users in a few hours to evaluate your product's effectiveness.

Your prototype will be tested by users, and an automated UX report based on the collected data will be returned to you.

You can test your prototypes created in InVision, Marvel, or Sketch and see how your project performs with usable metrics.

Maze helps you validate your ideas by providing the information you need to increase your digital product's efficiency.

- Price: Starter \$42/month, Team \$25/seat/month.
- Link: <https://maze.design/>

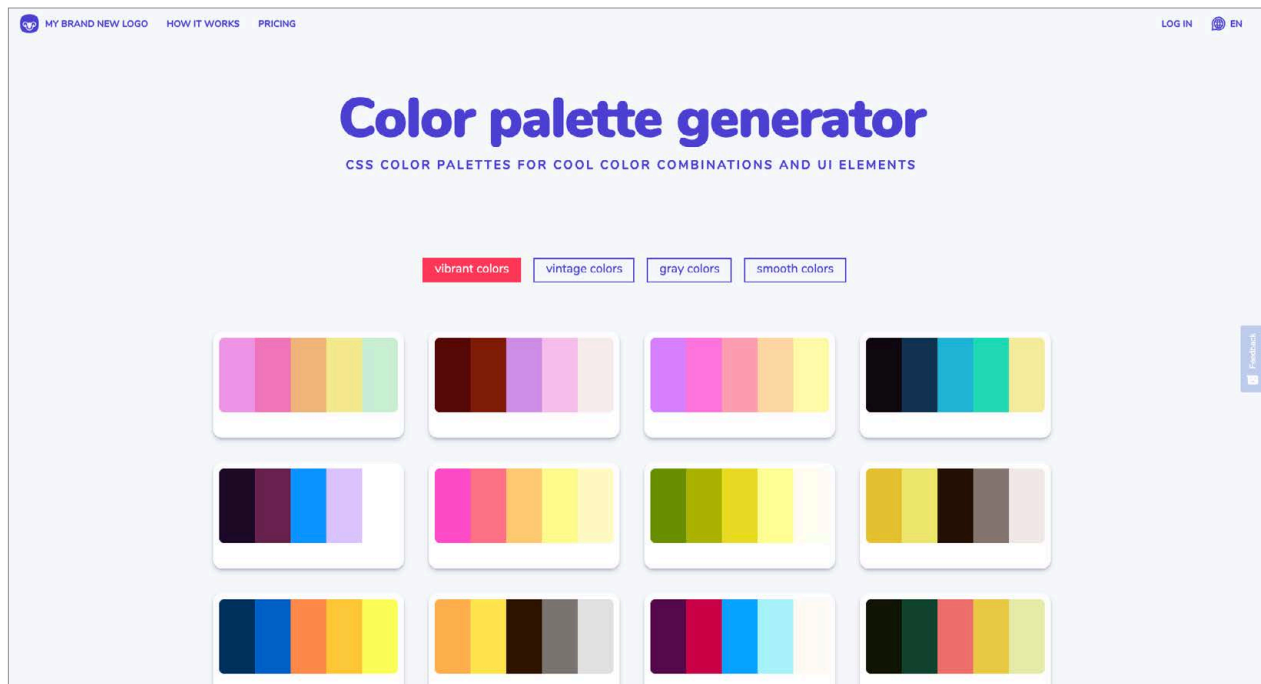


Color palette tools

Picking the best color palette for your project, whatever it is, is pivotal to success. Color not only affects our mood, but it also conveys feelings and makes people either love or hate a design.

Thus, coming up with the perfect color combination is essential. You shouldn't choose colors because you like them. Instead, you should select them based on your audience preferences, color psychology, readability, your brand's identity, etc.

So, making the right decision is not that easy. But do not panic! We got you covered!



Source: Color Palette Generator

Color Palette generator

Color palette generator provides a collection of color palettes to use in your projects. The “My brand new logo” color palette generator uses its logo creator’s color palette algorithms, which automatically creates well-balanced color palettes.

You can copy the hex code of every single color in the palette or get the CSS code.

- Price: Free.
- Link: <https://mybrandnewlogo.com/color-palette-generator>



Source: LOLColors

LOLColors

LOL Colors is a simple site for getting inspiration on color combinations. You will find countless color palettes on the site, from which you can copy the hex code of each color to use it in your new project.

You can also vote for the color palettes you like best.

- Price: Free.
- Link: <https://www.webdesignrankings.com/resources/lolcolors/>

DESIGNER TOOLS

COLOR PALETTE TOOLS



Source: ColorBox

ColorBox by Lift Design

Colorbox is a great tool that allows you to create accessible color systems for the user interface.

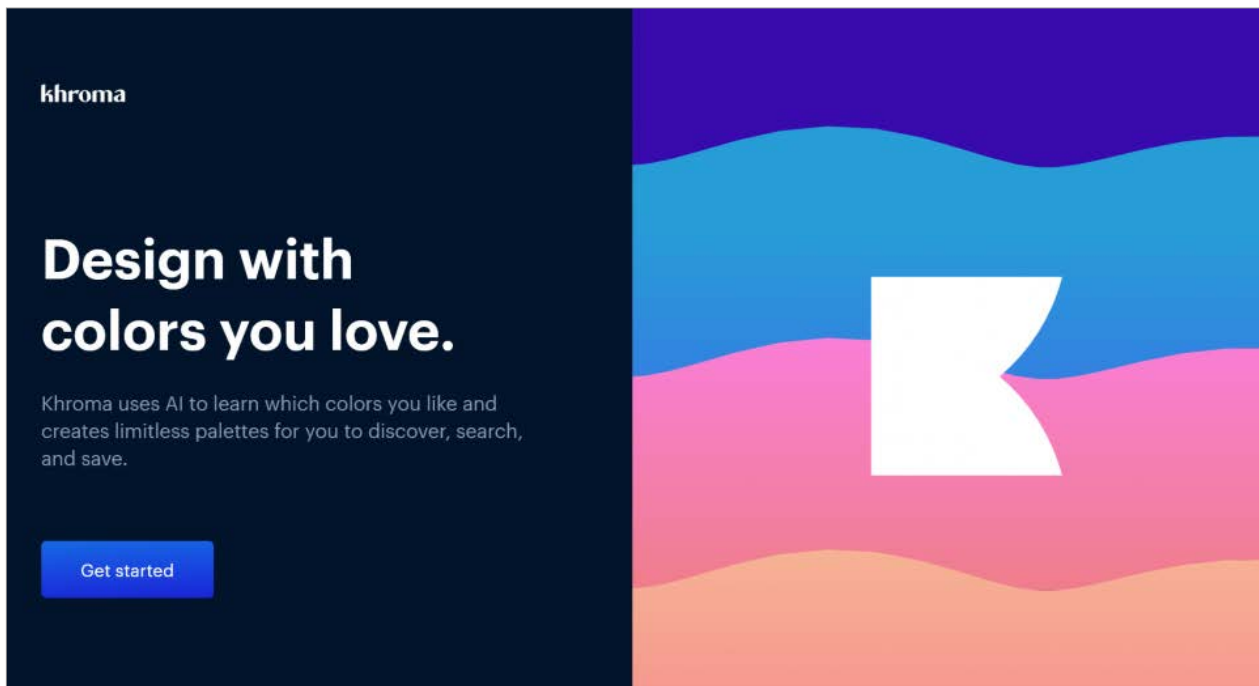
Colorbox by LiftDesign comes from a careful analysis on the construction of a color system.

Starting from the idea of building a control-based color set, they focused on concentrating the pockets in light and dark shades with only a few central shades.

Additionally, they decided to have more control over how colors progress in hue and saturation. Once their color algorithm was designed, it was packaged as a web color tool, Colorbox.

- Price: Free.
- Link: <https://colorbox.io/>





Source: Khroma

KHROMA

Khroma is a color tool that uses AI to create countless color combinations for design projects.

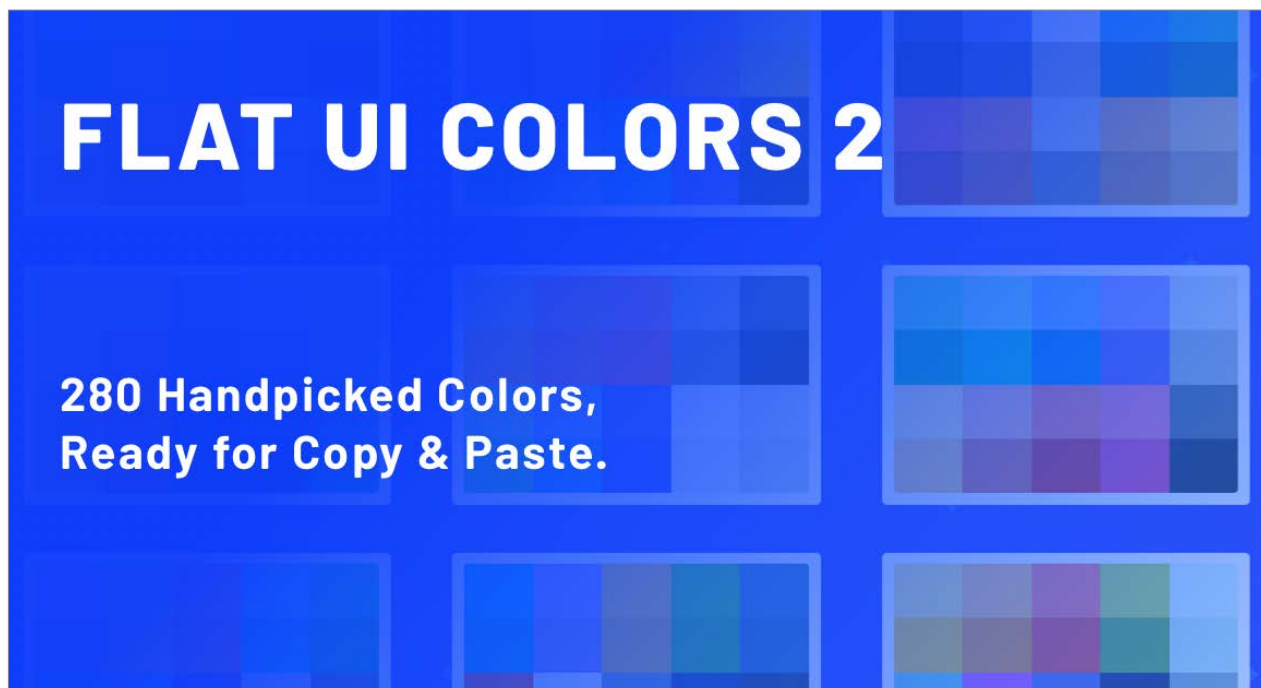
This tool allows you to choose a combination of 50 colors to your liking and combine them thanks to artificial intelligence. Basically, you'll train a neural network-based algorithm to generate the colors you like and block the ones you don't like, all right in your browser.

Khroma has learned from thousands of color palettes stored on the Internet and is capable of generating excellent combinations.

The search performed by this AI color tool allows you to filter the generator by hue, tint, values, color, and hexadecimal and RGB values.

- Price: Free.
- Link: <http://khroma.co/>





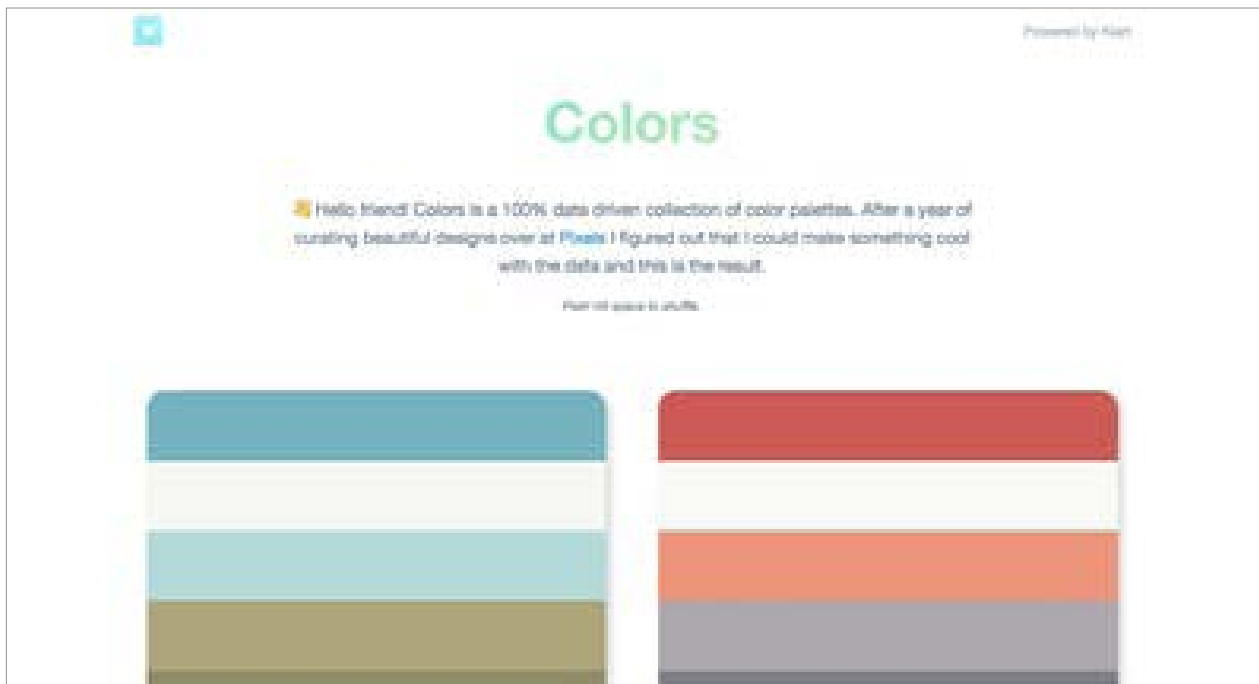
Source: Flat UI Colors 2

Flat UI Colors 2

Flat UI Colors 2 is a collection of 280 ready-made hand-picked colors, a total set of 14 color palettes to copy and paste into your new project.

You can now also upload your own color palettes to share with other designers.

- Price: Free.
- Link: <https://flatuicolors.com/>



Source: Colors

Colors

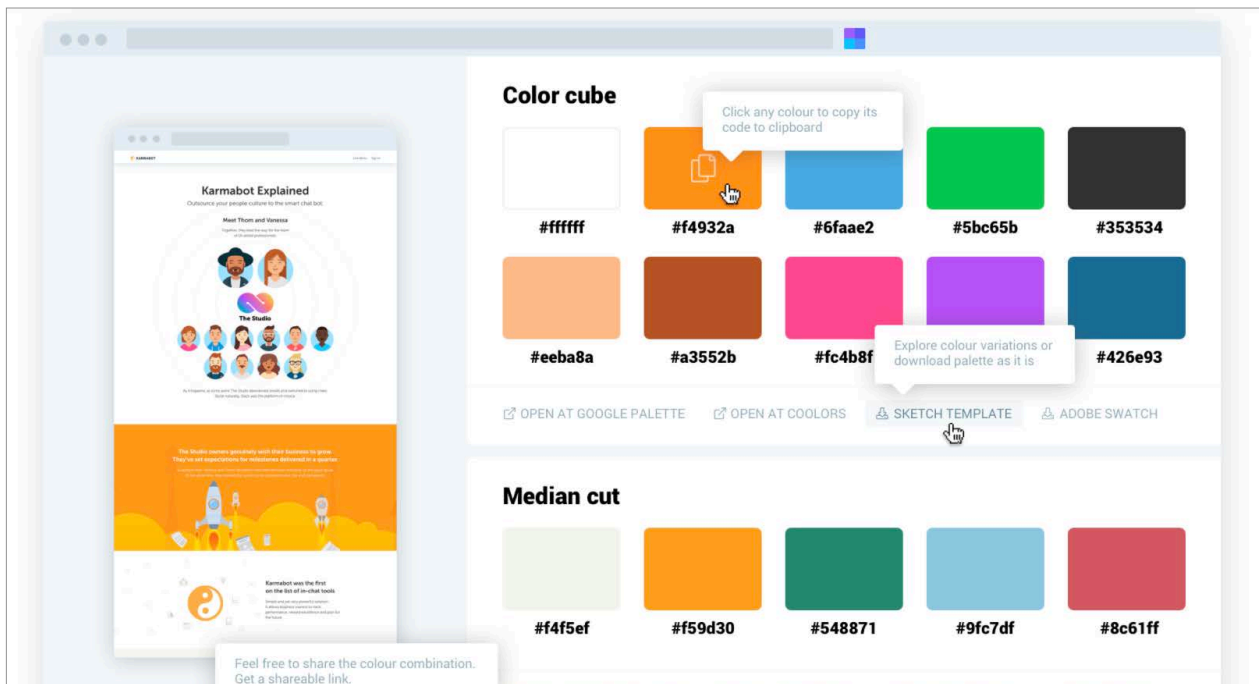
Colors is a data-driven collection of color palettes based on a design selection.

After collecting nearly 800 designs, the author of this collection decided to extract colors from screenshots and generate color palettes.

- Price: Free.
- Link: <https://klart.io/colors>

DESIGNER TOOLS

COLOR PALETTE TOOLS



Source: Site Palette

SITE PALETTE – Chrome Extension –

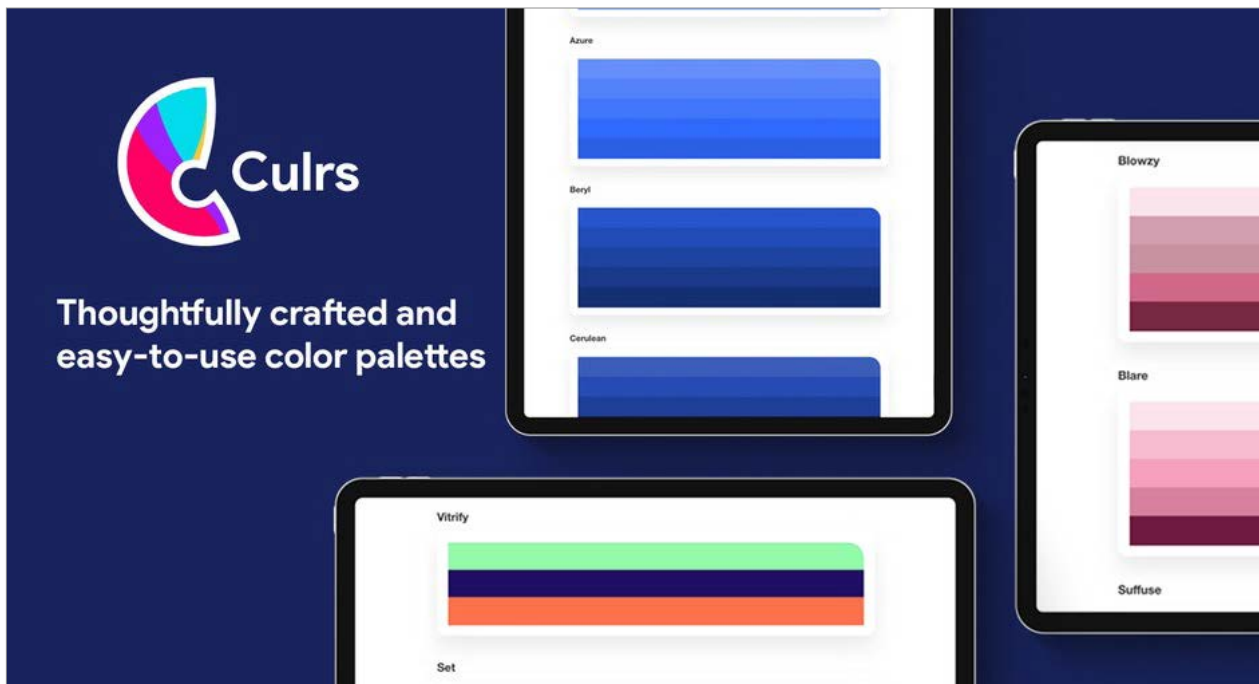
Site Palette is a Chrome extension that allows you to generate full-color palettes from any web page.

With this extension, you can extract the color scheme from your favorite websites and use it in your next project.

You can also share the permalink or download the palette models in Sketch and Adobe Swatch.

- Price: Free.
- Link: <http://palette.site/>





Source: Culrs

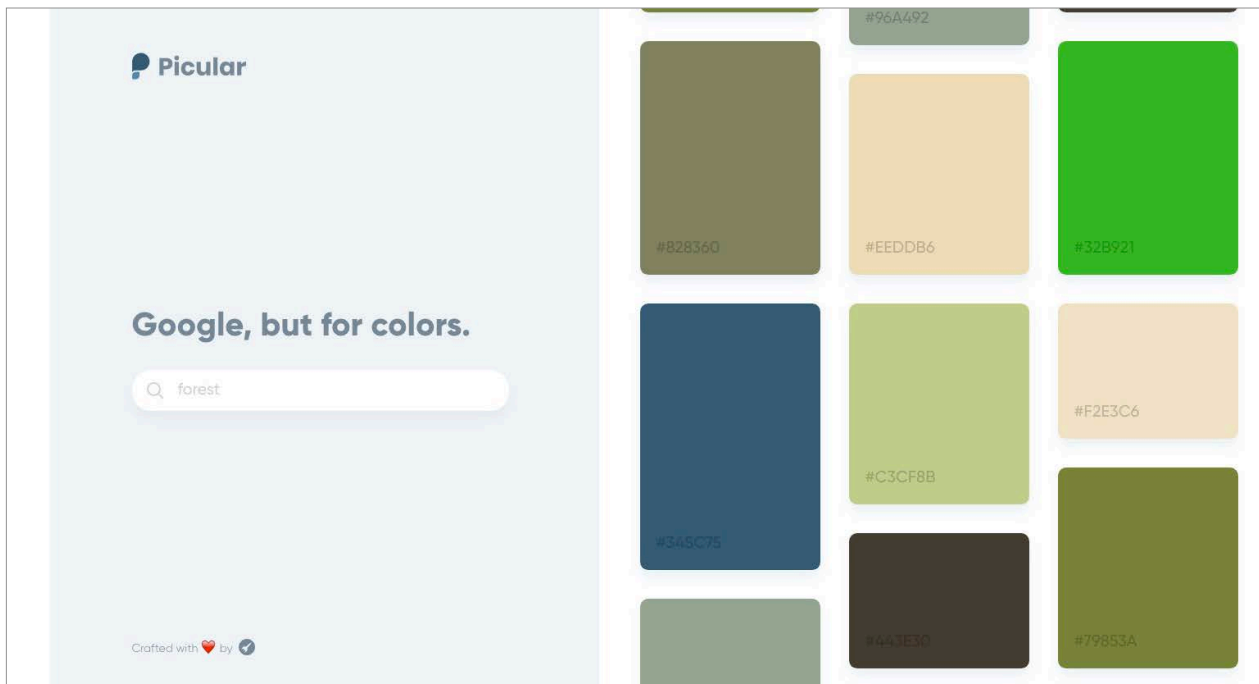
Culrs

Culrs is an open platform that gathers curated color palettes that create beautiful and harmonious combinations.

You can simply copy the colors from the palette and paste them into your project. Culrs is an excellent site for finding inspiration on color combinations.

Culrs is also a Mac app to simplify and speed up the process of choosing colors for your project.

- Price: Free.
- Link: <https://www.culrs.com/#/>



Source: Picular

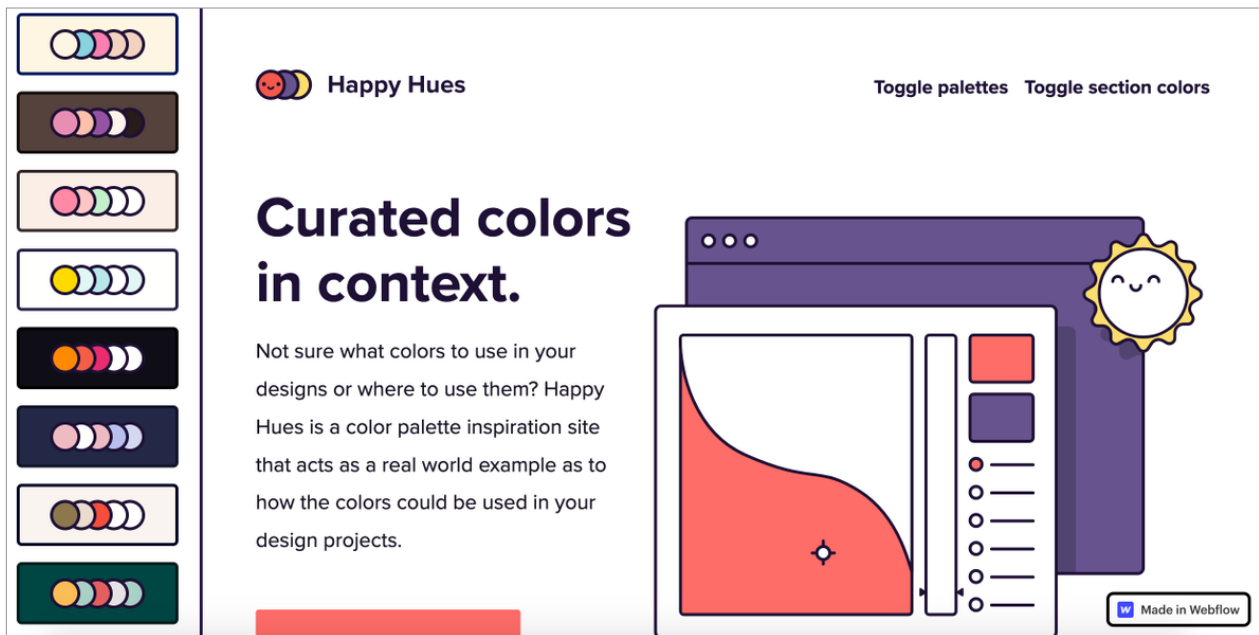
Picular – Google for colors–

Picular is a primary color generator that uses Google image search.

This color search tool allows you to enter any search term and return many options from the Google image search related to the desired query.

This is a fantastic tool for easily getting an array of colors out of your idea. By searching for the keyword you have in mind, you can consult what Google associates with your idea and get a series of associated colors to help you create an effective palette.

- Price: Free.
- Link: <https://picular.co/>



Source: Happy Hues

Happy Hues

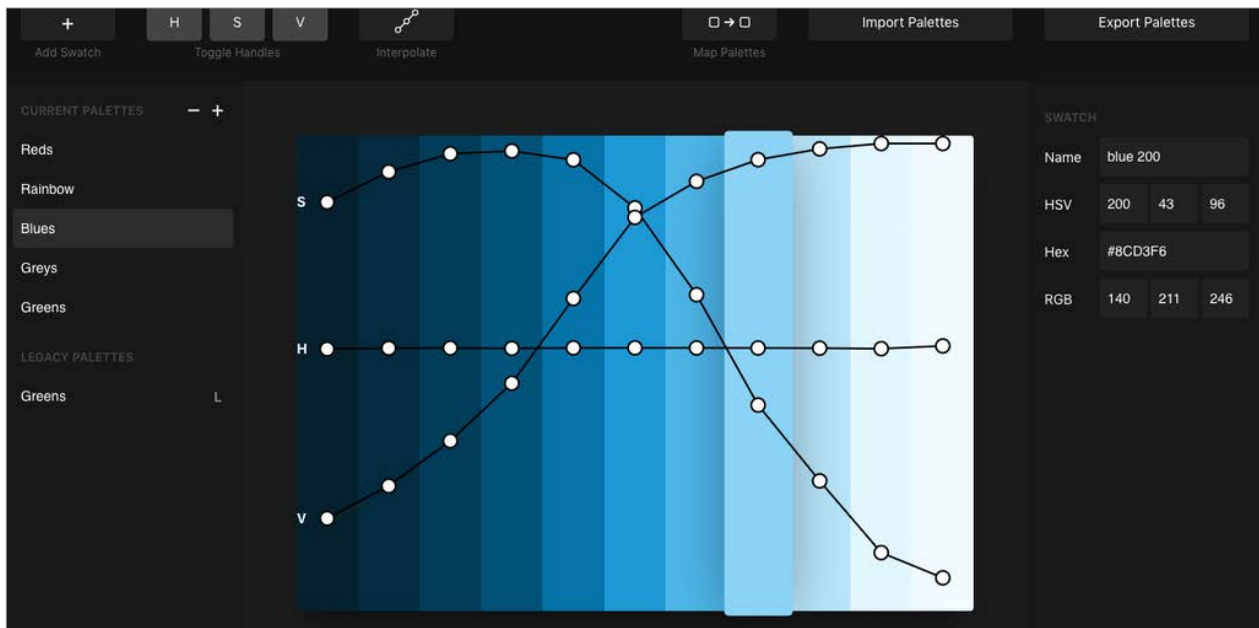
Happy Hues is a color palette inspiration site where you can find beautiful color combinations.

Once you have selected the color palette you prefer, you can view the result directly in a real template to understand if the colors can also work for your project.

- Price: Free.
- Link: <https://www.happyhues.co/>

DESIGNER TOOLS

COLOR PALETTE TOOLS



Source: Palette.App

Palette.App

Palettte App helps you create, analyze, and edit smooth color palettes.

You can refine the hues, saturation as well as the shades of your palettes. It is also possible to import existing color schemes or map legacy colors from the base code to colors from a new palette.

- Price: Free.
- Link: <https://palettte.app/>






Logo generators

Logo generators are relatively easy to use. Besides, they're cheaper than hiring a professional designer. Don't panic if you do not have the knowledge; most of these tools come with inbuilt color palettes.

Not to mention that you'll be allowed to customize your logo as much as you like since logo generators usually allow you to pick from lots of options already made for you.

Below there is a list of the best logo generators:



Source: My Brand New Logo

My Brand New Logo

My Brand New Logo is an online logo maker.

It is possible to design your company logo with this automatic logo maker in a very simple way.

Just enter your company name, a slogan, your business sector, a couple of keywords, and a reference color, and you will be provided with a series of automatically created logos. Once you have chosen the one that best suits your brand, you can further modify it until you get the perfect version for your business.

- Price: Basic €20, Pro €50.
- Link: <https://mybrandnewlogo.com/>



Source: Logo by ShapeFactory


Logo - Shapefactory -

Logo by Shapefactory is a simple, clean tool for creating logos.

Just type in your business name, and a set of logos will be automatically generated. After choosing the one you like best, you can select a logomark and finally download your logo.

It is also possible to purchase an animation for your logo.

- Price: \$32 Logo Kit.
- Link: <https://logo.shapefactory.co/>



Source: Hatchful

Hatchful

Hatchful is Shopify's tool for creating logos for free in just a few clicks.

This logo maker allows you to choose from hundreds of professionally designed unique logo templates divided by industry.

This tool allows you to add icons, customize colors, change fonts, and change layouts to easily create a unique branding.

Besides, you can download brand assets for Facebook, Twitter, Instagram, LinkedIn, and YouTube to build your brand on social media.

- Price: Free.
- Link: <https://hatchful.shopify.com/>



Source: Free Logo Builder

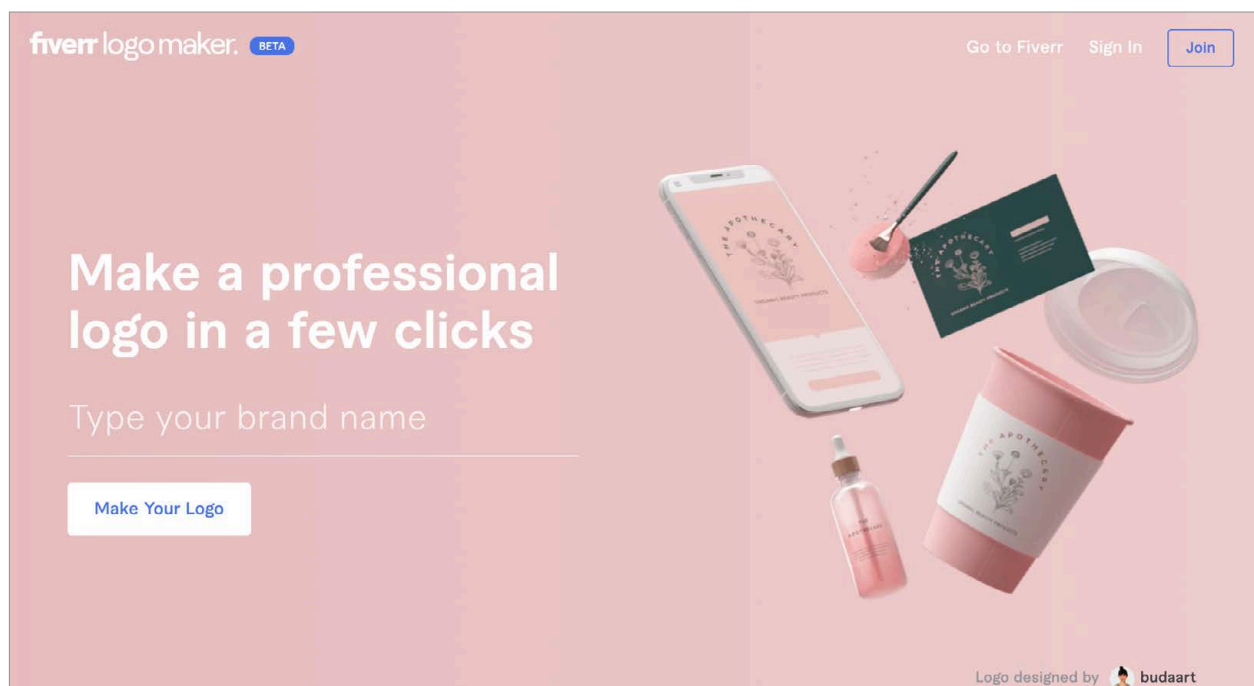
Free Logo Builder

Namecheap logo Maker allows you to create beautiful logos in minutes.

Creating your logo is simple: first, choose your logo design, select the font you like best, select your favorite icons, finally download your free logo.

This all-in-one logo generator provides you the logo for free in PNG and SVG format in all colors and layouts, with no hidden costs.

- Price: Free.
- Link: <https://www.namecheap.com/logo-maker>



Source: fiverr logo maker

Fiverr Logo Maker

Fiverr Logo Maker allows you to create a professional logo easily.

The logo creation process is very simple. The first thing to do is to select the sector of your business by specifying the services offered. Then, move on to personalization thanks to easy-to-use tools or ask a designer to add your own professional touch.

Finally, you'll get your logo with brand guidelines, social media designs, and more to create a memorable brand anywhere.

- Price: Basic €30, Advanced \$60.
- Link: <https://www.fiverr.com/logo-maker>




No-code tools for designers

(for creating websites and apps)

No-code tools' main feature is that they use clicking and drag and drop instead of coding. Besides, these tools can be used by non-developers and non-technical users to build apps. They easily integrate with databases and web services to help you connect data.

You can use these tools to create a website, an app, or a database without having to code. If you use these tools, you'll have to deal with a graphic user interface.

Not surprisingly, there are lots of no-code tools available. Depending on your goals, you'll have to use one or another. Below there is a list of the best no-code tools. What are you waiting for to find out more about them?



Source: Bravo Studio

Bravo Studio

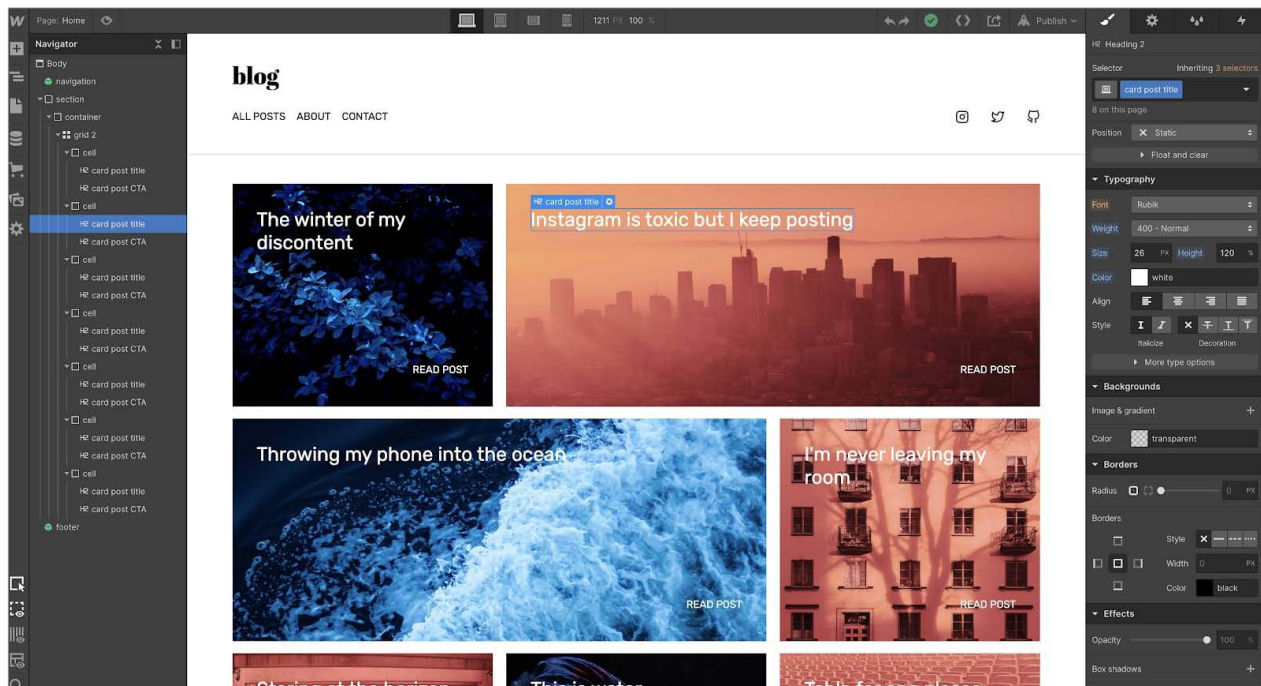
Bravo Studio is a no-code design tool that allows you to transform projects and prototypes created in Figma into real publishable mobile apps (iOS or Android).

Bravo helps you create apps by connecting your project to external tools via API. Thanks to the Bravo Tags system, your app prototype will turn into a real app with iOS app design and native Android app design components.

This tool helps you test your Figma app prototype with real data from your favorite third-party software.

- Price: Free limited plan, Olè Plan €19/month, Bravissimo Plan €49/month.
- Link: <https://www.bravostudio.app/>





Source: Webflow

Webflow

Webflow is a visual web design and content management (CMS) tool. The main feature of Webflow is its very complete and intuitive visual builder, which automatically generates the HTML, CSS, and Javascript code during the development of the site.

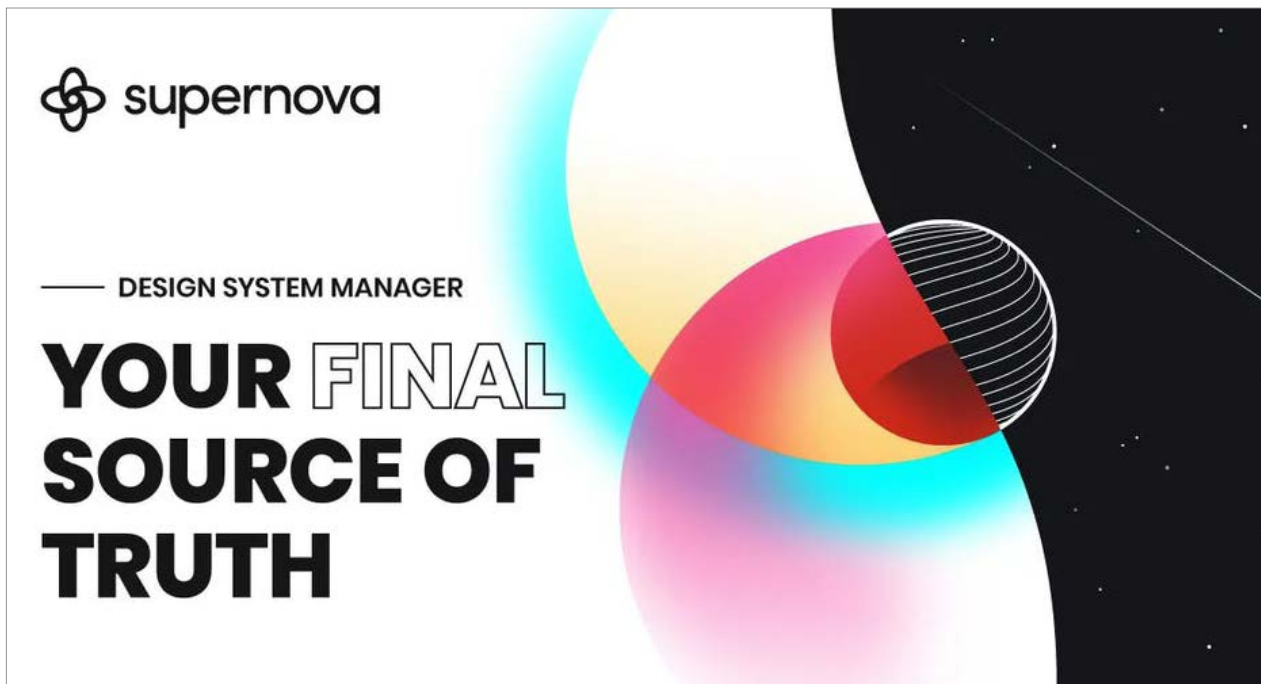
With Webflow, you can create production-ready experiences without coding, just through a visual canvas.

With this CMS, it is also possible to visually create website animations and interactions and create unique e-commerce experiences.

Plus, Webflow provides lightning-fast and reliable hosting that makes managing your site easy.

- Price: Basic \$12/month, CMS \$16/month, Business \$36/month.
- Link: <https://webflow.com/>





Source: Supernova

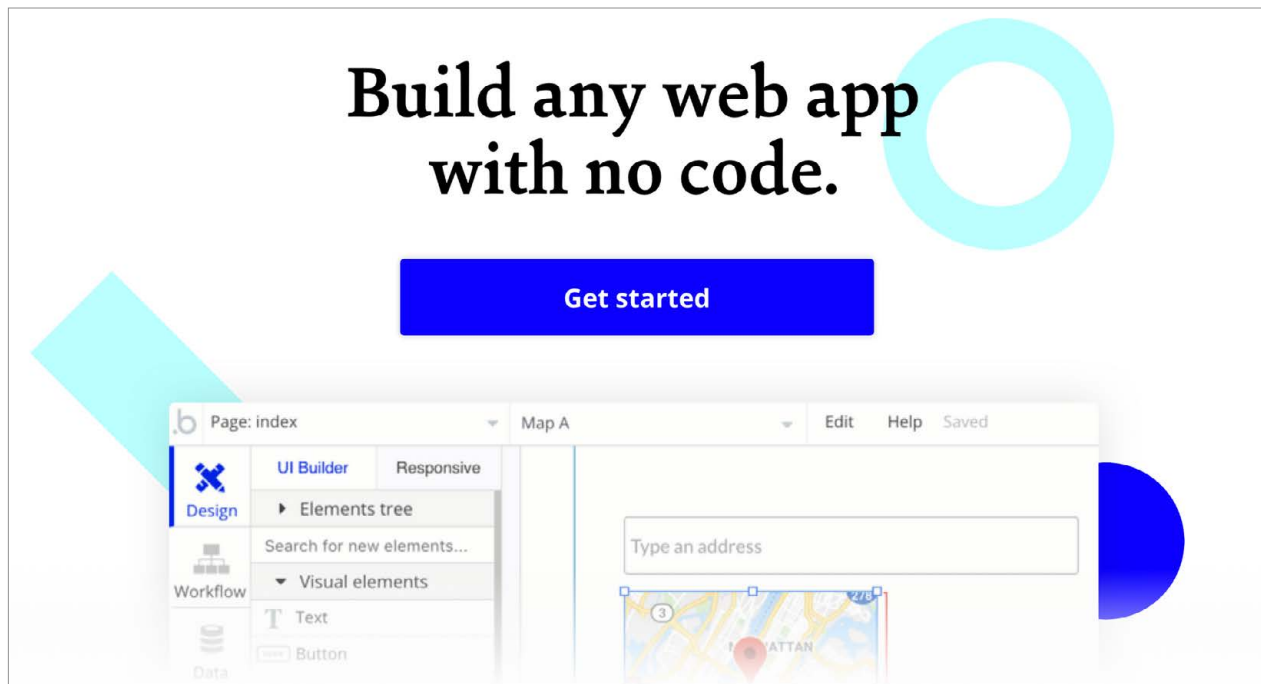
Supernova

Supernova is a tool that can turn your designs created in design software like Sketch and Figma into real production-ready code for iOS, Android, React, and Flutter.

Supernova is a platform that helps designers and developers collaborate faster and more efficiently by simplifying the transition from design to code.

For now, it is only possible to request early access.

- Price: Early Access.
- Link: <https://www.supernova.io/>



Source: Bubble

Bubble

Bubble is a powerful platform that allows you to create and publish fully functional web applications without code.

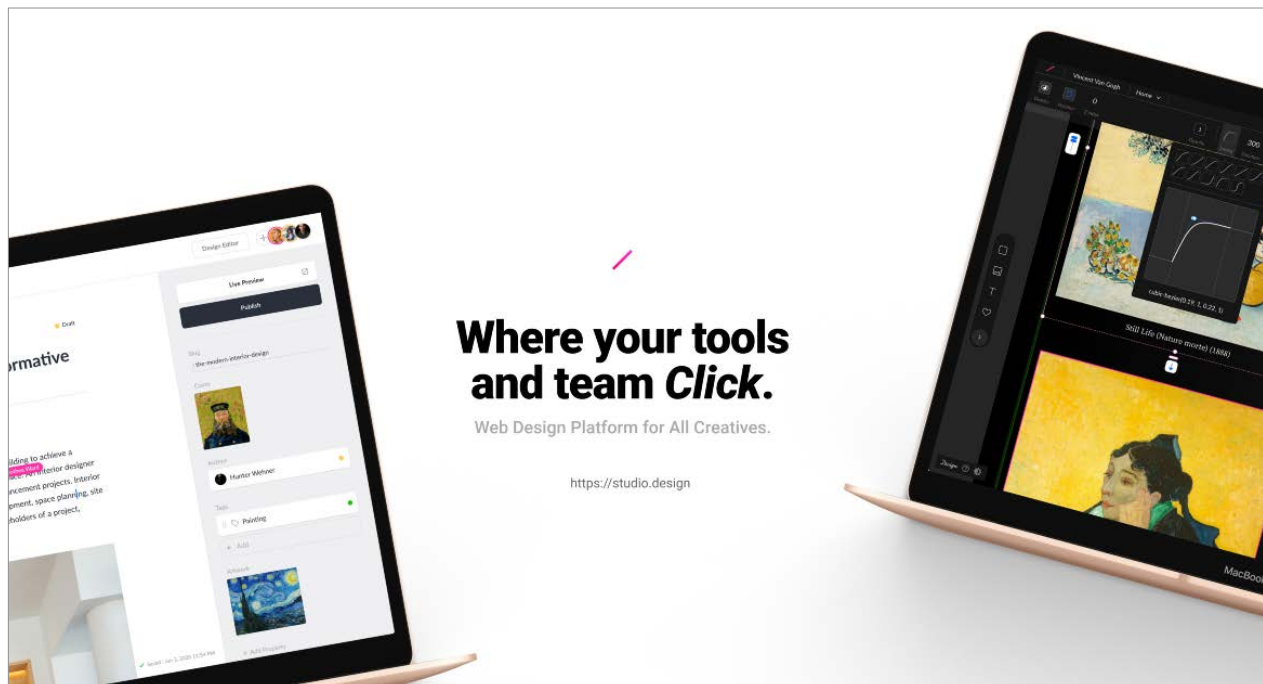
Bubble allows you to build interactive, multi-user apps for desktop and mobile web, including all the features needed to create a site like Facebook or Airbnb.

It offers total design freedom without any coding knowledge. You can easily create responsive mobile layouts and dynamic content for a professional web product.

Bubble is able to manage your distribution and hosting, with no strict limits on the number of users, traffic volume, or data storage.

- Price: personal \$25/month, Pro \$115/month.
- Link: <https://bubble.io/>





Source: Studio

STUDIO

STUDIO is a dynamic CMS that allows you to create a fully responsive website without writing a single line of code.

The new version of Studio allows you to design, publish, and analyze your web project in a single platform.

STUDIO is equipped with a unique CMS in its environment, integrated and collaborative, in which several members of your team can work simultaneously from the same page.

Another cool feature is drag & drop animation, which allows you to easily add fade-in and parallax effects into your project to customize an immersive experience for your audience.

- Price: Free limited plan, Basic \$9/ month, Pro \$27/month.
- Link: <https://studio.design/>



Illustrations

Illustration tools are critical nowadays. They help designers to tell the story of a brand in an appealing way for the brand's audience. Illustrations help you drive people's attention. Yet, not all illustrations are catchy.

Thus, in this section, I'll deal with illustration tools to help you with this task. There are many illustration tools and resources available nowadays. We've compiled the most useful ones below to help you create awesome projects.



Source: Blush

Blush

Blush is a plug-in and web app that allows you to easily create and customize beautiful illustrations created by artists from all over the world.

Using Blush is very simple; you start by choosing an illustration style among the many created; customize the illustration to fit your project and finally download the illustration in PNG or SVG format.

Blush is also available as a plugin for Figma and Sketch.

- Free: Only PNG Medium resolution.
- Price: \$12/month.
- Link: <https://blush.design/>



Free vector illustrations to class up your project



Source: Icons8 - Ouch

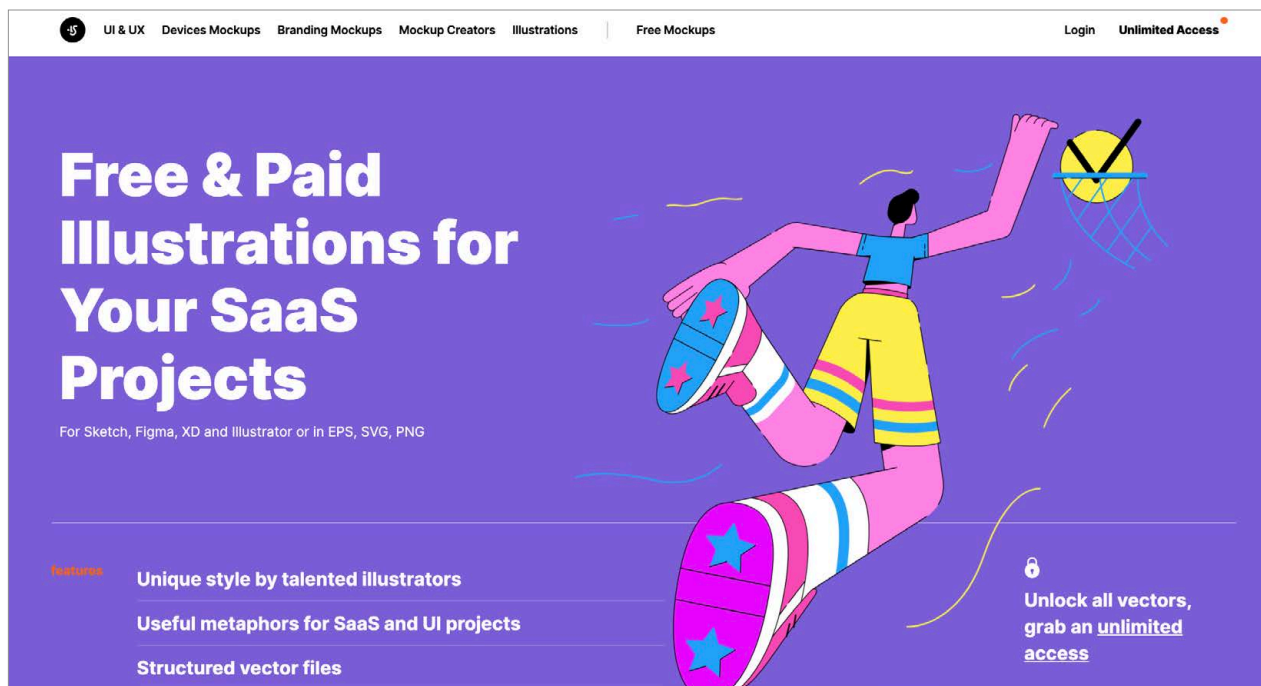
Icons8 - Ouch

Ouch by Icons8 offers a vast collection of illustrations made by the best Dribbble artists to add a touch of class to your projects.

The illustrations are available in PNG and SVG formats and are divided into categories and styles.

Icons8 has also created a free online tool for creating illustration compositions by choosing from over 3000 elements in 12 different styles: <https://icons8.com/vector%20creator>

- Free: Only PNG low quality.
- Price: \$19/month.
- Link: <https://icons8.com/illustrations>



Source: Ls.graphics

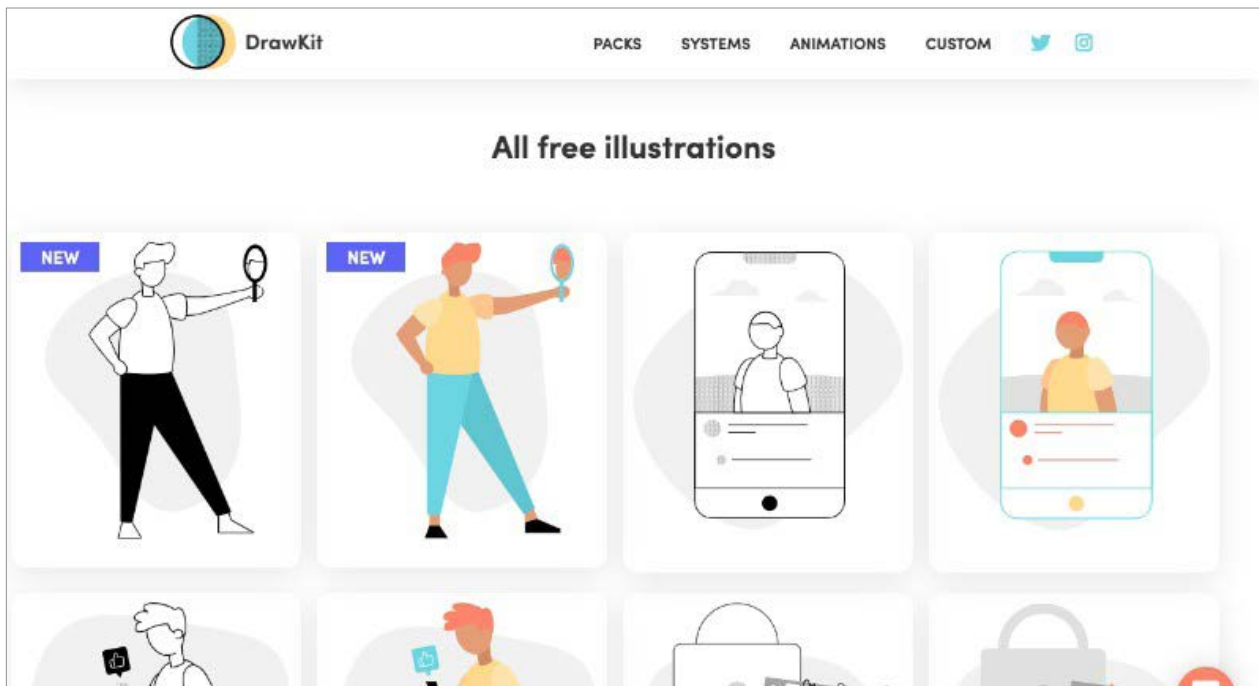
Ls.graphics

On the Ls.graphics website, you can find many collections of illustrations by talented artists.

Illustrations are both free and paid, and are they available in EPS, SVG, PNG formats. Furthermore, they are structured in Layer styles for Sketch and Figma.

There is also an illustration constructor to create custom illustrations to fit your web project.

- Price: Limited Free illustrations, \$99/year Unlimited Access.
- Link: <https://www.ls.graphics/illustrations>



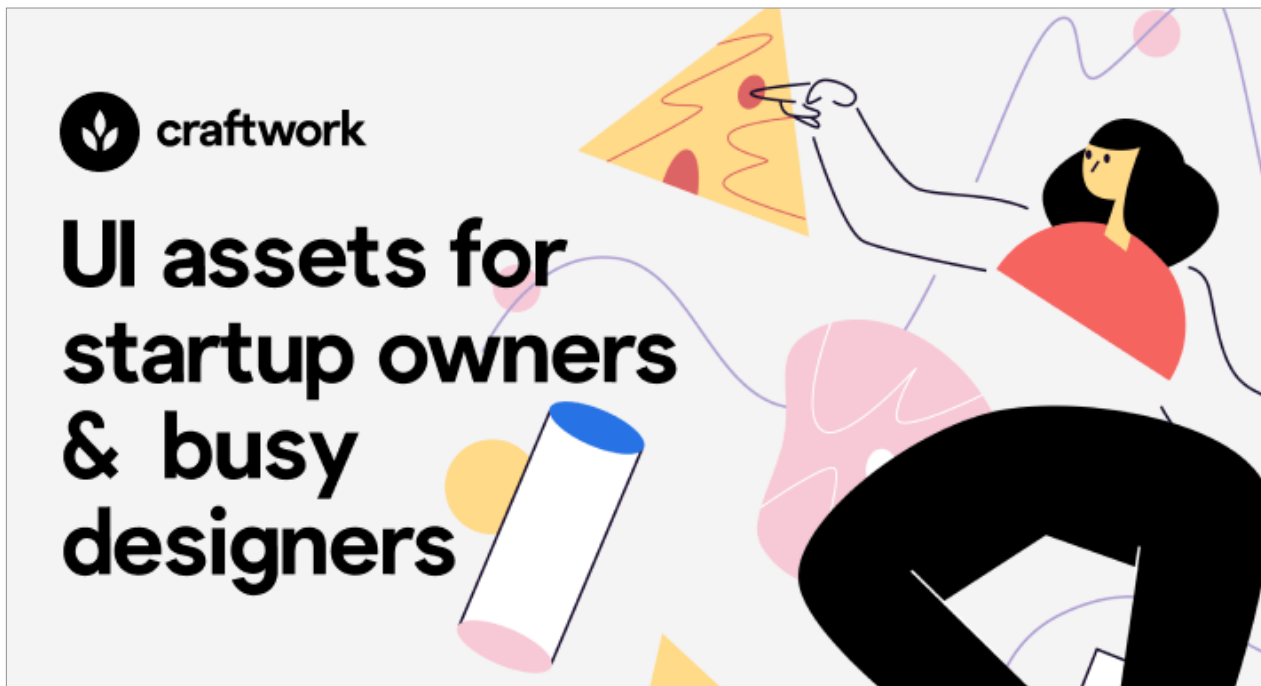
Source: Drawkit

Drawkit

Drawkit offers beautiful illustrations totally for free, updated every week. Vector illustrations are hand-drawn and can be used in your design freely.

The illustrations are divided into thematic collections and are available in SVG format.

- Price: Free.
- Link: www.drawkit.io/



Source: Craftwork Design

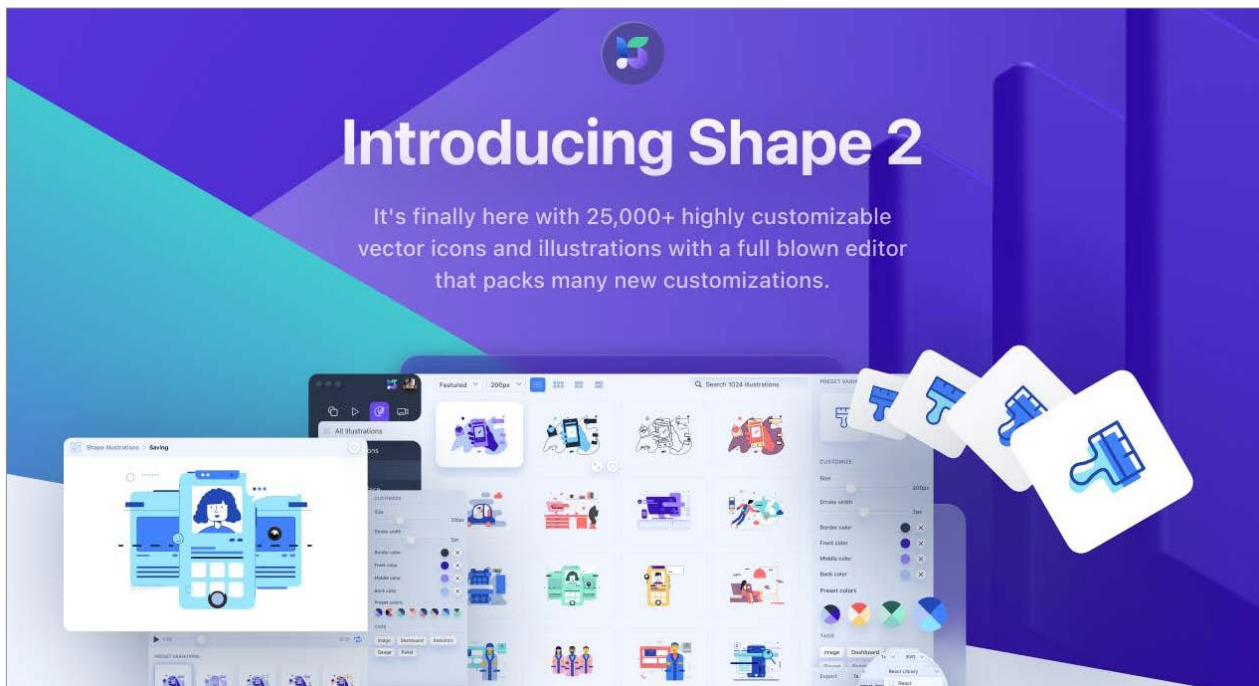
Craftwork Design

In Craftwork, you can find many packs of 2D and 3D illustrations of any kind or style.

Some packages are free, while others are paid. The illustrations are totally vector, and many are compatible with the major design software (Sketch, Figma, Illustration, etc.)

Also, in Craftwork, you will find an illustration constructor to create custom illustrations.

- Price: Limited Free illustrations, Pro \$89/quarter, or \$249/year.
- Link: <https://craftwork.design/downloads/category/illustrations/>



Source: Shape.so

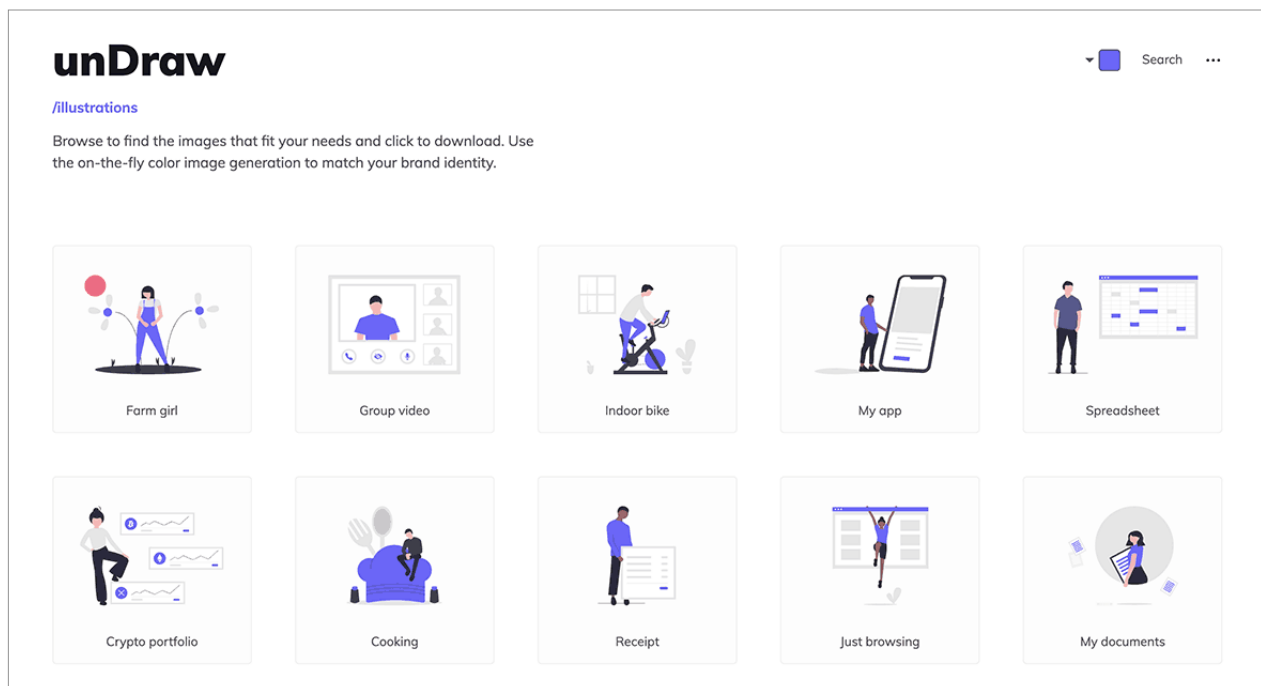
Shape.so

Shape.so is a Design + Code project that collects more than 28,000 illustrations and icons.

A web editor is available to customize the illustrations by changing colors, sizes, and much more.

The illustrations are available in different variations and in PNG, PDF, and SVG formats.

- Free: only PNG.
- Price: \$59/year or \$109/lifetime.
- Link: <https://shape.so/>



Source: unDraw

unDraw

unDraw is an open-source illustration design project that offers illustrations that can be used on websites and apps.

In unDraw, you can easily change the color of the illustration and download it in SVG format.

The illustrations' style is modern, and you can use the illustrations in a commercial or personal project without attribution or any costs.

There is also a plugin for AdobeXD available.

- Price: Free.
- Link: <https://undraw.co/illustrations>



Source: Humaaans

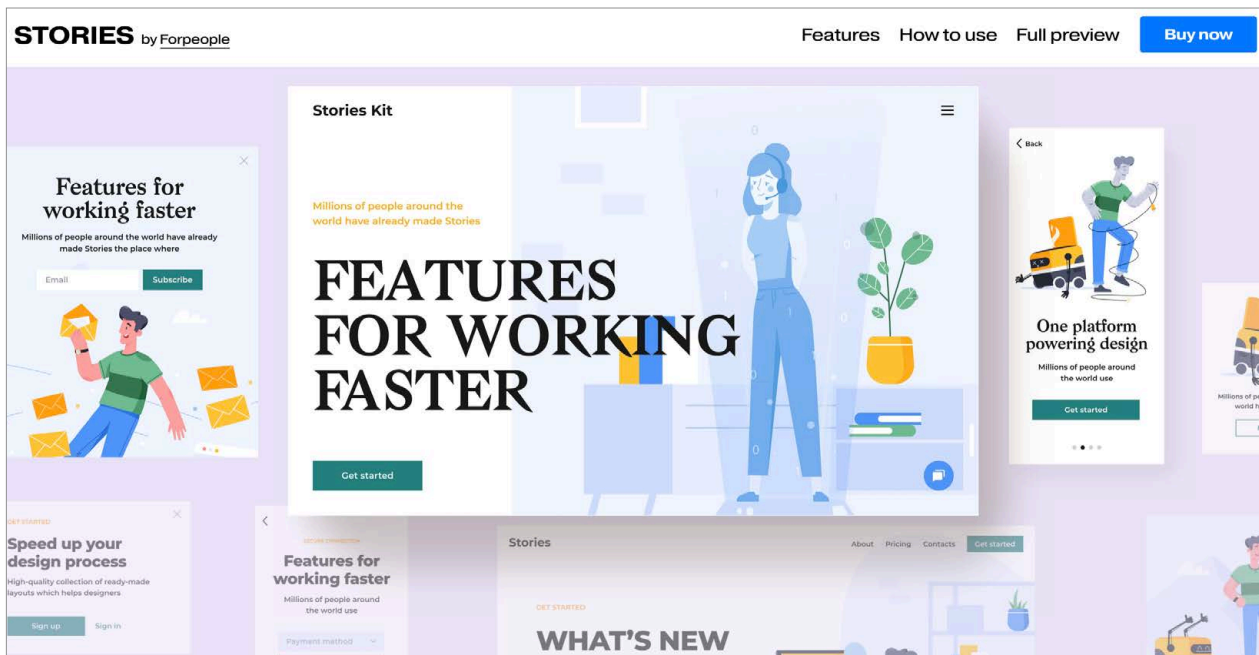
Humaaans

Humaaans is an illustration library created by designer Pablo Stanley.

The library allows you to mix and match illustrations to create characters and scenes that most closely match your project's style.

The library is free for personal and commercial use.

- Price: Free.
- Link: <https://www.humaaans.com/>



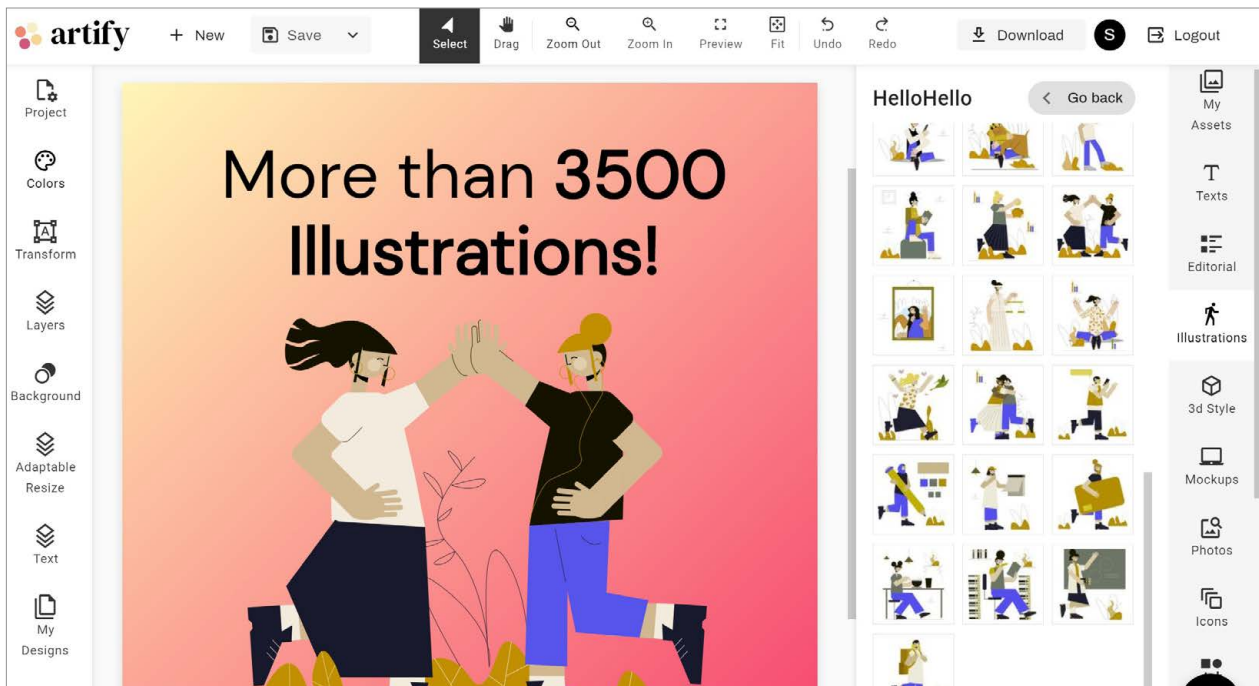
Source: Storiesby Forpeople

Stories by Forpeople

Stories by Forpeople is a collection of illustrations created with a unique style. The illustrations are fully vector and are available in SVG and AI (Adobe Illustrator) formats.

You can mix and match graphics to create your perfect story by changing the background and color.

- Price: \$23.95.
- Link: <https://stories.forpeople.studio/>



Source: Artify

Artify

Artify offers a pack of unusual illustrations with a very distinctive style. This pack contains 190 vector illustrations and 50 animations.

Artify has also created a very easy to use web-based design editor with a rich library of design resources, including 2 million icons and 3k illustrations.

- Price: Free only PNG, \$19 full pack.
- Link: <https://www.artify.co/uncommon-illustrations>



Source: Illustration Gallery

Illustration Gallery by Manypixels

The Manypixels Illustration Gallery are royalty-free illustrations that you can use in a commercial or non-commercial way for your landing pages, websites, or blogs.

You can change your illustrations' color on the website thanks to a simple editor, and you can download them in SVG or PNG format.

The illustrations come in different styles: monochrome, isometric, bicolor, flatline, and outline.

- Price: Free.
- Link: <https://www.manypixels.co/gallery/>

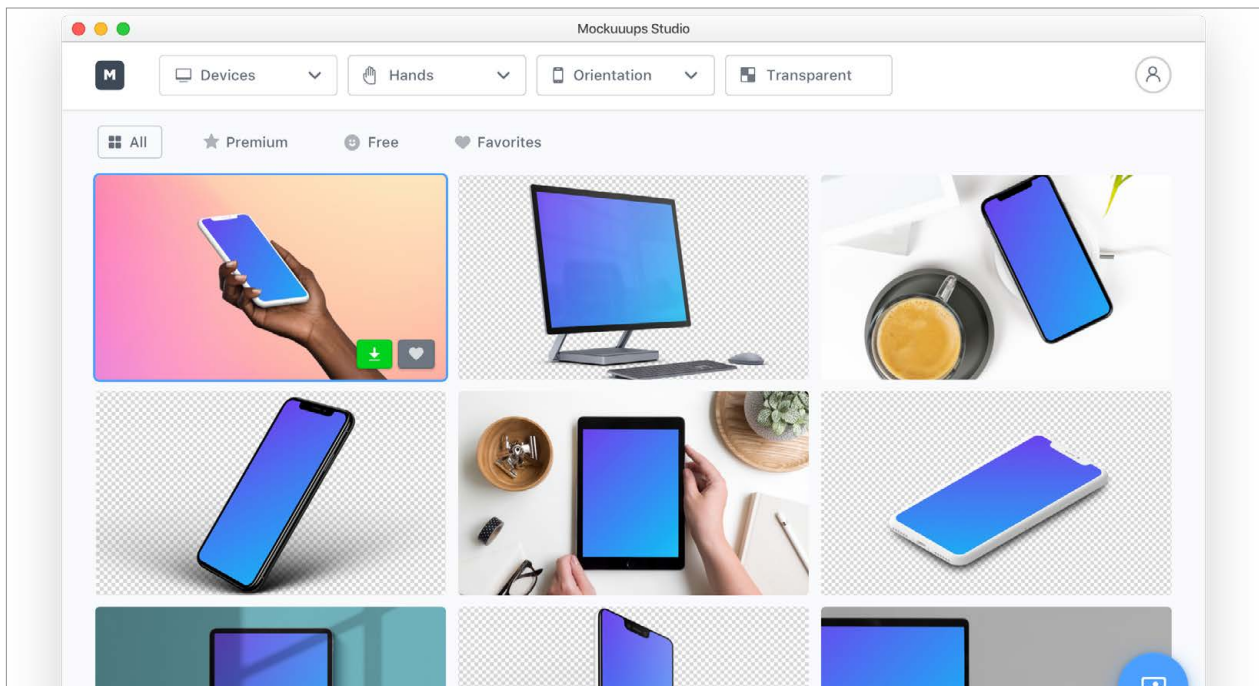


Mockup tools

Mockup tools help you to provide a visual presentation of your work. They make it easier to understand how a website will look like. Mockups are static representations of a design. There are lots of mockup tools on the market.

Thus, it can be a bit tough to find the right one for you. Each mockup tool has its own characteristics. Below, you'll find a list of the best mockup tools.

Let's have a look at them more in detail!



Source: Mockuups

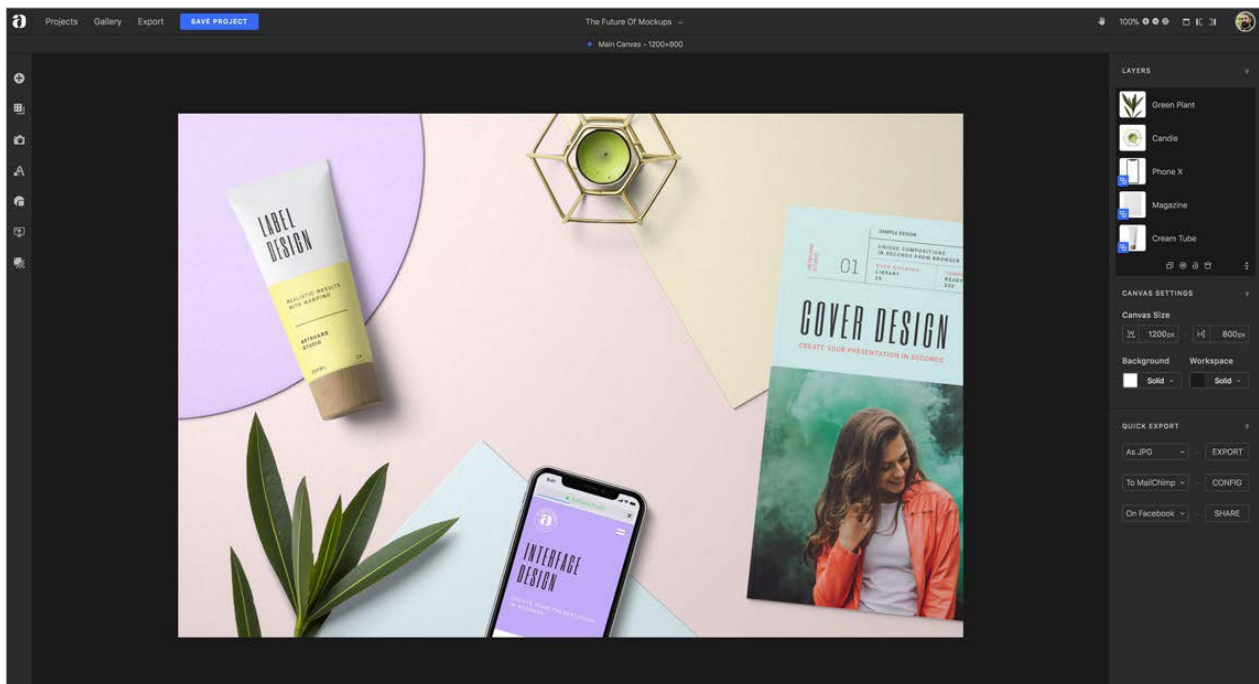
Mockuups

Mockuups Studio is an application for macOS and Windows users that allows you to create mockups quickly through simple drag & drop.

Just drag and drop your design into the app and you'll instantly have a preview on a vast amount of devices (iPhone, iPad, iMac, and Android).

Thanks to the integrations, it can also work perfectly in your favorite design software (Sketch, Photoshop, or Figma).

- Free: Only 10 mockups.
- Price: \$7/month.
- Link: <https://www.mockuups.com/>



Source: Artboard Studio

Artboard Studio

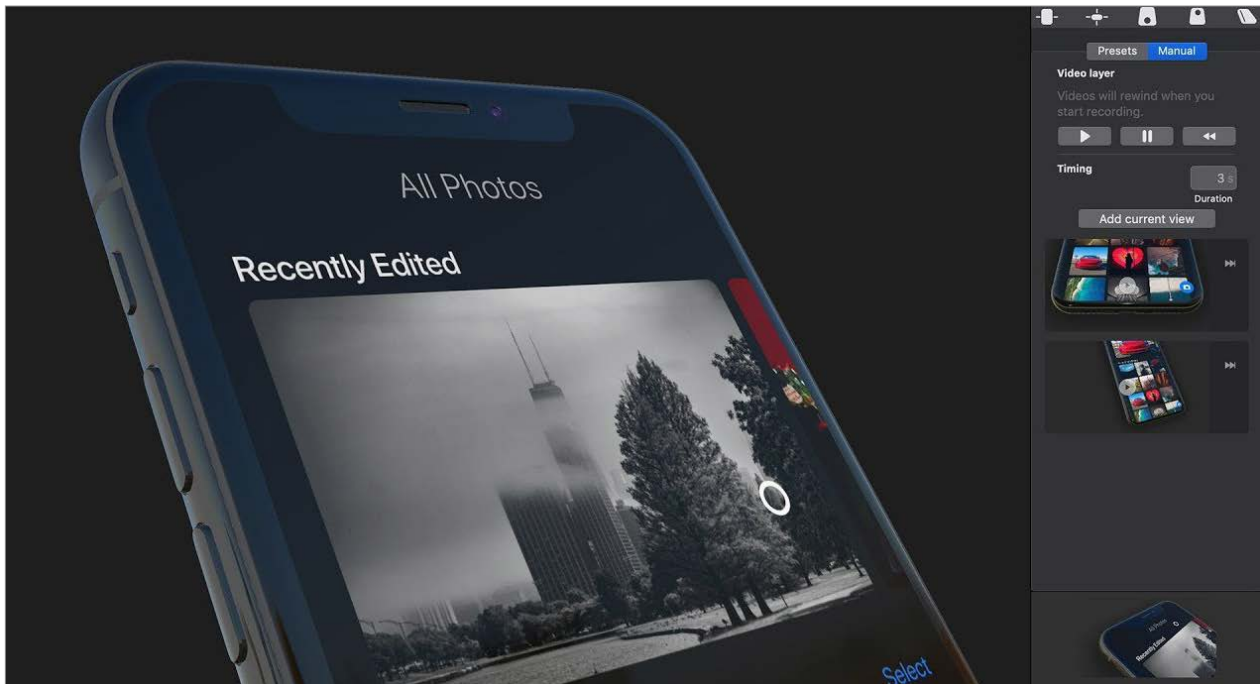
Artboard.Studio is an online graphics app dedicated primarily to product mockups. With this app, you can easily create your product presentation in minutes.

Artboard Studio offers several predefined templates in which you just have to insert your design, or you can create a mockup from scratch, inserting the elements you prefer (printing, electronics, packaging, etc.).

With this powerful tool, you can also create amazing animated mockups: move objects in your presentation through a timeline with keyframe, import videos, use them to create realistic mockups, and then export your animated presentations to mp4, MOV, GIF, or WEBM.

- Price: \$15/member/month.
- Link: <https://artboard.studio/>





Source: Design Camera

Design Camera

Design Camera is a tool that allows you to create animated 3D mockups. This tool has many features to create mockup images for promotional videos, presentations, and app store images. Design Camera allows you to animate mockups thanks to the timeline, record and capture the screen, create photographic realism, and more.

Design Camera also provides a set of pre-built animations to create animated 3D mockups quickly.

- Price: €49.00.
- Link: <https://www.rotato.xyz/>



Source: ScreenSpace

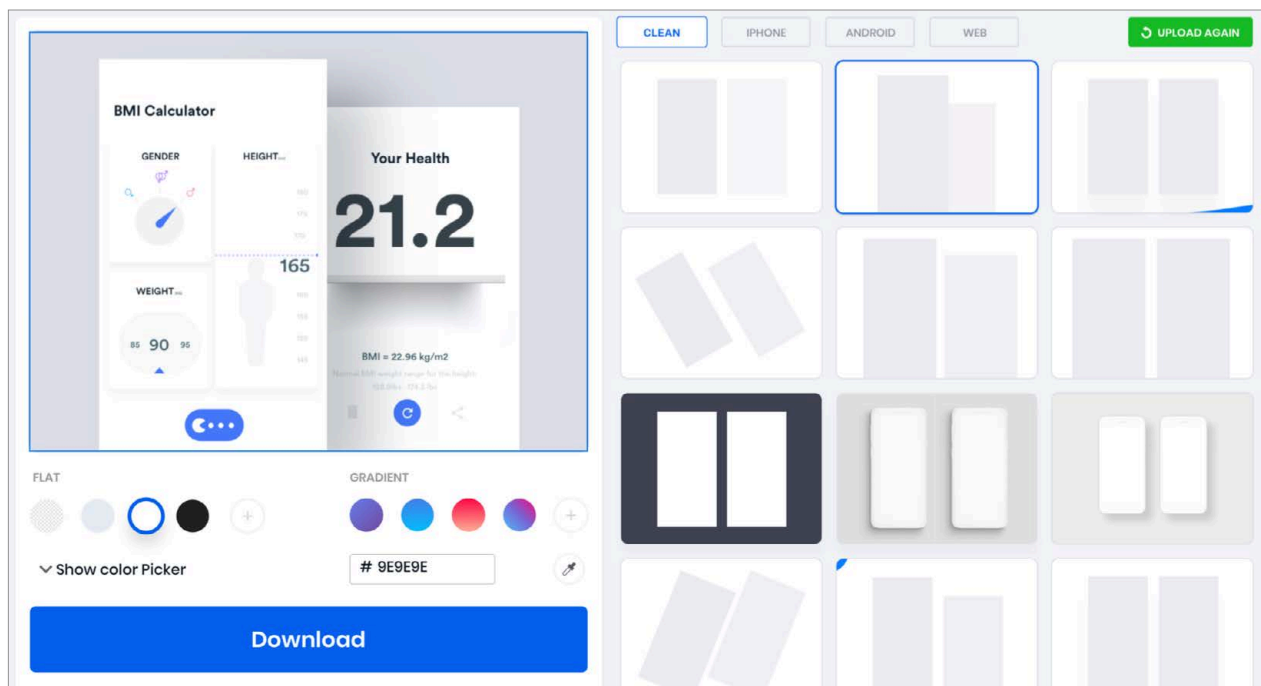
ScreenSpace Mockup

Screen Space Mockup lets you create custom 3D mockup images from over a dozen popular devices.

It allows you to easily create high-end products in real-time right in your browser, without any previous experience.

In addition to creating fantastic 3D mockups, you can also create product videos with high-quality visual effects.

- Price: Mockup \$8/month, Studio (video) \$39/month.
- Link: <https://www.screenspace.io/>



Source: Cleanmock


Cleanmock

Cleanmock is a browser-based tool that allows you to create mockups in just a few clicks.

The mockups are divided into different categories (Web, Apple, Android, App Store, Play Store, and Dribbble), and creating a mockup is really simple.

Once the device is selected, you can insert the image of your design and set the background with a color or gradient.

- Price: Free Limited, Premium \$4/month.
- Link: <https://cleanmock.com/>



Source: Mokup Frames

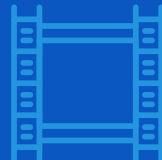
Mokup Frames

Mokup Frames is a free tool that allows you to easily create GIFs and video mockups to present your design projects.

Mokup Frames offers different types of devices to choose from (iPhone, Android, and Web), and it is also possible to set the most suitable background for your project.

You can also set some other features, including slideshow size (for Dribbble, Instagram, or custom), device color, and set flip

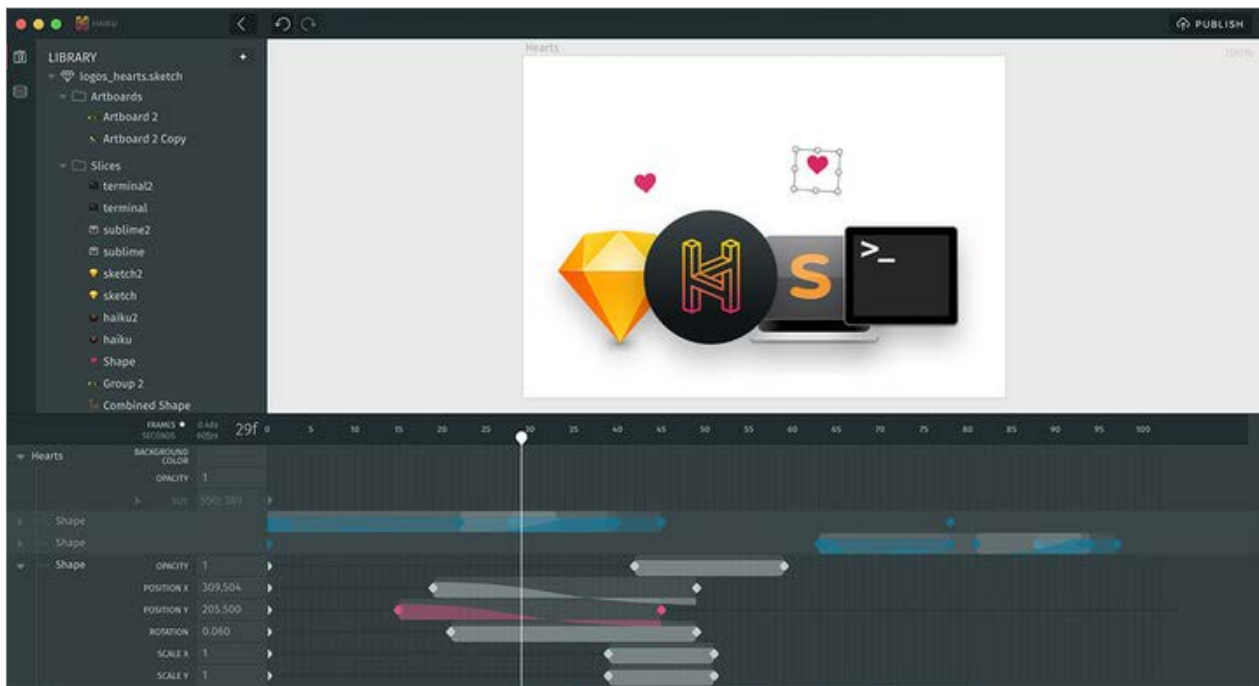
- Price: Free.
- Link: <https://www.mokupframes.com/>



Animation tools

Adding movement to your illustrations makes them more appealing and exciting. People use animations for several purposes. From branding and marketing to entertainment and having fun, animations are key to customize your static images.

If you are interested in using animation but you do not have a clue how to do it? You're in the right place. In this section, I'll help you to identify the best animation tools. Keep on reading, and you'll find one that matches your needs!



Source: Haiku Animator

Haiku Animator

Animator by Haiku is a tool that allows you to create complex and engaging animations for any website or application.

Haiku Animator allows you to bring motion design directly into production. It is able to return the code of the animations you have created.

With the Animator Timeline, you can create animations for your projects in a visual way.

You can sequence and animate various elements using the built-in easing curve library or redefine details with the custom curve editor.

You will be able to share the animation code you will get with the developers through convenient links with embedded instructions for different types of codebases.

- Price: Free Trial, Animator Pro \$12/month.
- Link: <https://www.haikuanimator.com/>





Source: After Effects

After Effects

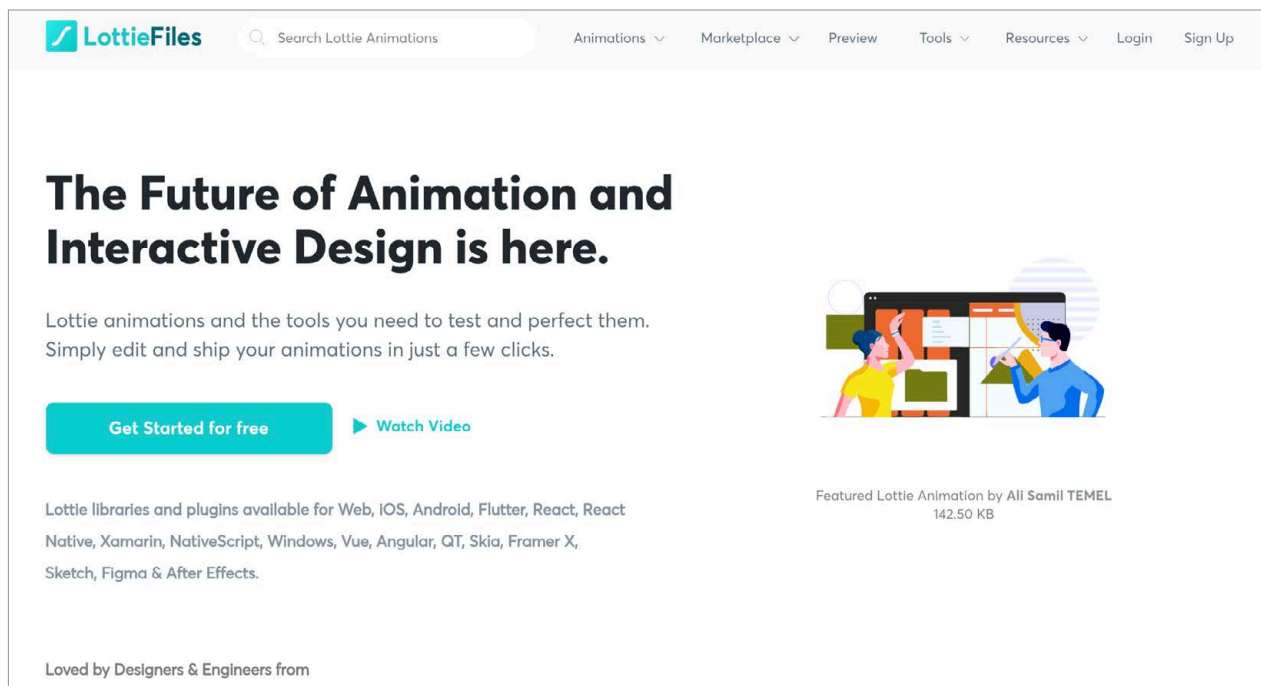
After Effects is Adobe's software for creating video animations and special effects.

It is one of the most powerful and popular tools for creating animations, as it allows the creation of different types of animations: 2D vector animation, basic 3D animation, character animation, kinetic typography, mockup, and template animations for UX / UI and visual effects.

Thanks to After Effects timeline and its countless predefined effects, you can free your imagination and create high-quality animated projects.

- Price: 24,39€/month
- Link: <https://www.adobe.com/products/aftereffects.html>





Source: Lottie Files

Lottie Files

A Lottie is a JSON-based animation file format that allows designers to send animations on any platform such as iOS, Android, web, and React Native.

Lottie allows you to create high-quality animations by mixing vector and raster elements and applying transformations at run time.

Lottie's libraries and plug-ins are available for Web, iOS, Android, Flutter, React, React Native, Framer X, Sketch, Figma and After Effects, and others.

On the Lottie platform, you can find free and paid animations made by designers from all over the world that you can later edit and download as you wish.

- Price: Free and some paid animations.
- Link: <https://lottiefiles.com/>



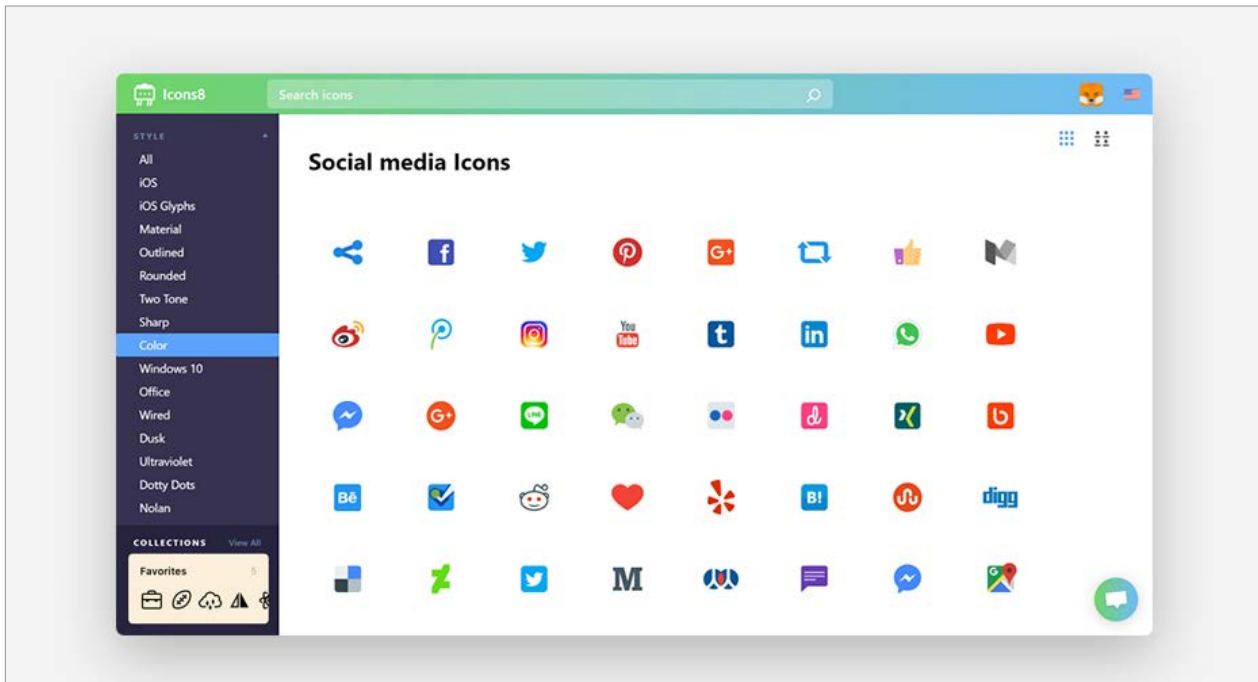


Icon packs

Icons are critical to improving a website or application's interface. They're somehow used to boost communication with visitors. Icons highlight important content and improve readability.

They enhance your website or app's design and improve functionality. There are loads of Icon packs available to use for your website or business.

Here you'll find a list of the best Icon packs:



Source: Icons8

Icons8

In Icons8, you will find more than 140,000 free icons in 35 styles.

The icons are pixel perfect and can be downloaded in PNG, SVG, PDF format, including SVG-sprites and embeddable icon-fonts.

With Icons8's online icon editor, you can quickly and easily change their colors, add elements, adjust the fill, and more.

Besides, there is an Icons8 app for Mac and Windows as well as plugins for Figma, Lunacy, Photoshop, and Illustrator.

- Price: \$13/month.
- Link: <https://icons8.com/>



Source: Flat Icons

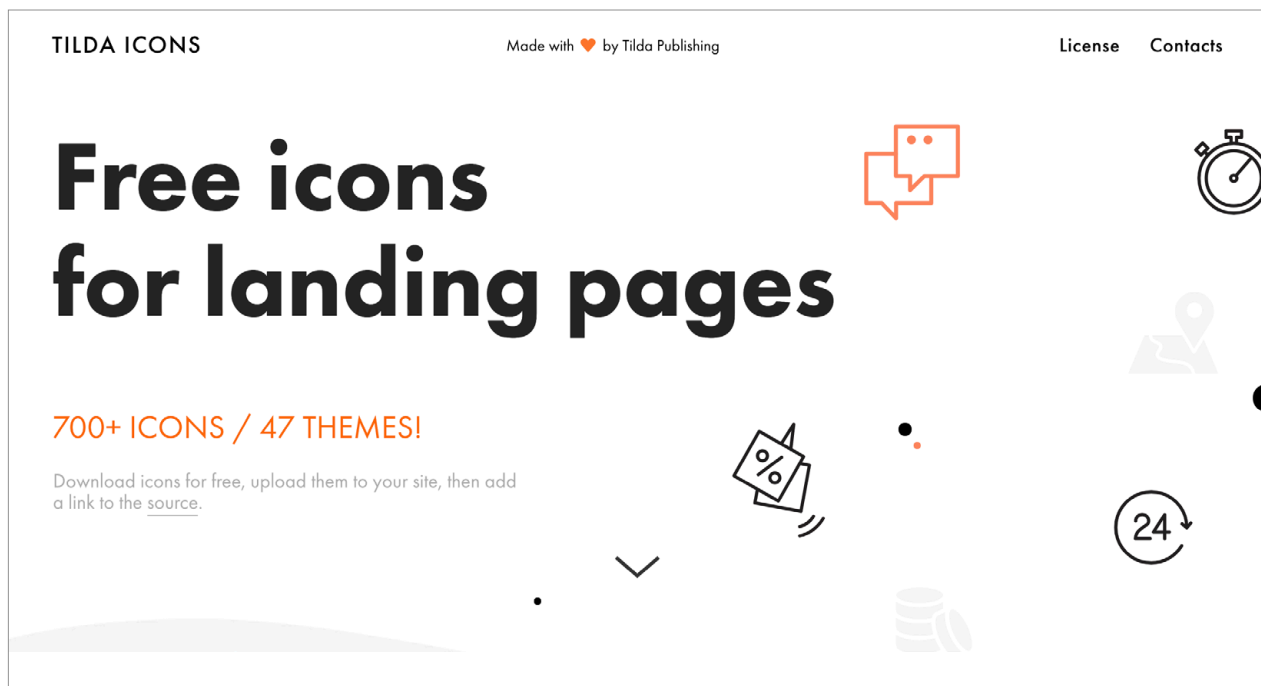
Flaticon

Flaticon gives you access to the largest database of icons available in PNG, SVG, EPS, PSD, and BASE 64 formats.

Over 3 million free and premium icons divided into categories, easily editable thanks to a simple online editor to customize color and size.

On the site, you can also create personal icon collections to have your icons organized and download them in the format you want.

- Price: Free icons, Premium icons 7,50 eur/month (12 months), 9,99 eur/month (1 month).
- Link: <https://www.flaticon.com/>



Source: Tilda

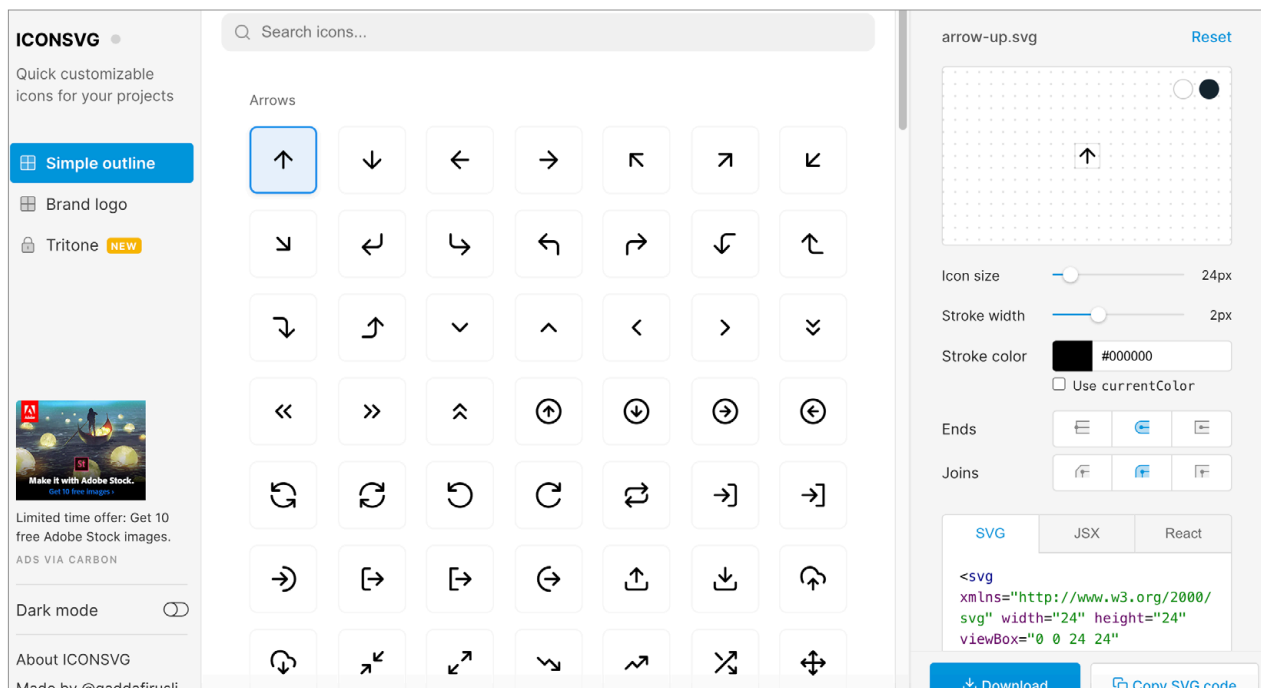
Tilda

Tilda has created an elegant pack of icons to download for free.

The pack consists of over 700 icons divided into 47 different themes.

On the Tilda site, you can search for the icons you want, download the archive and use them for free on your site simply by adding an active hyperlink to Tilda Publishing.

- Price: Free.
- Link: <https://tilda.cc/free-icons/>



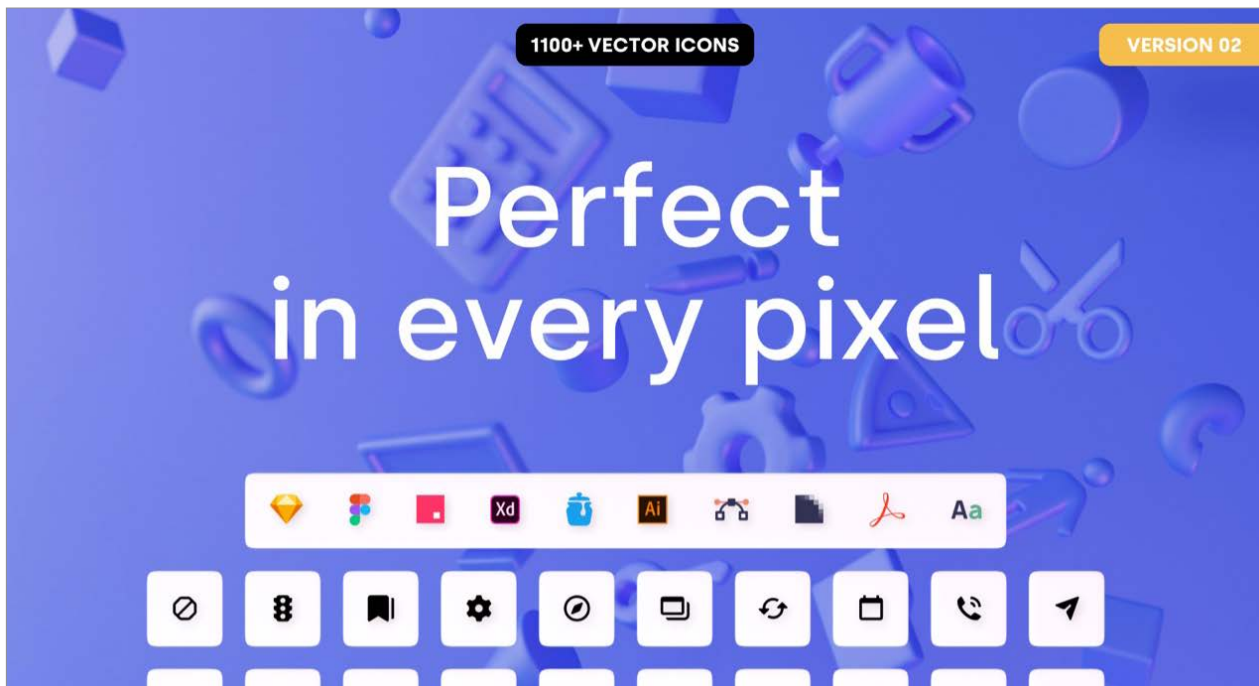
Source: ICONSVG

ICONS SVG

ICONS SVG is a tool that simplifies the process of finding and customizing SVG icons for your design project.

In IconSVG you can browse a collection of icons, change some aspects of it like size, stroke width, stroke color, and then download the icon or copy the SVG code into the code editor.

- Price: Free.
- Link: <https://iconsvg.xyz/>



Source: The Icon Of

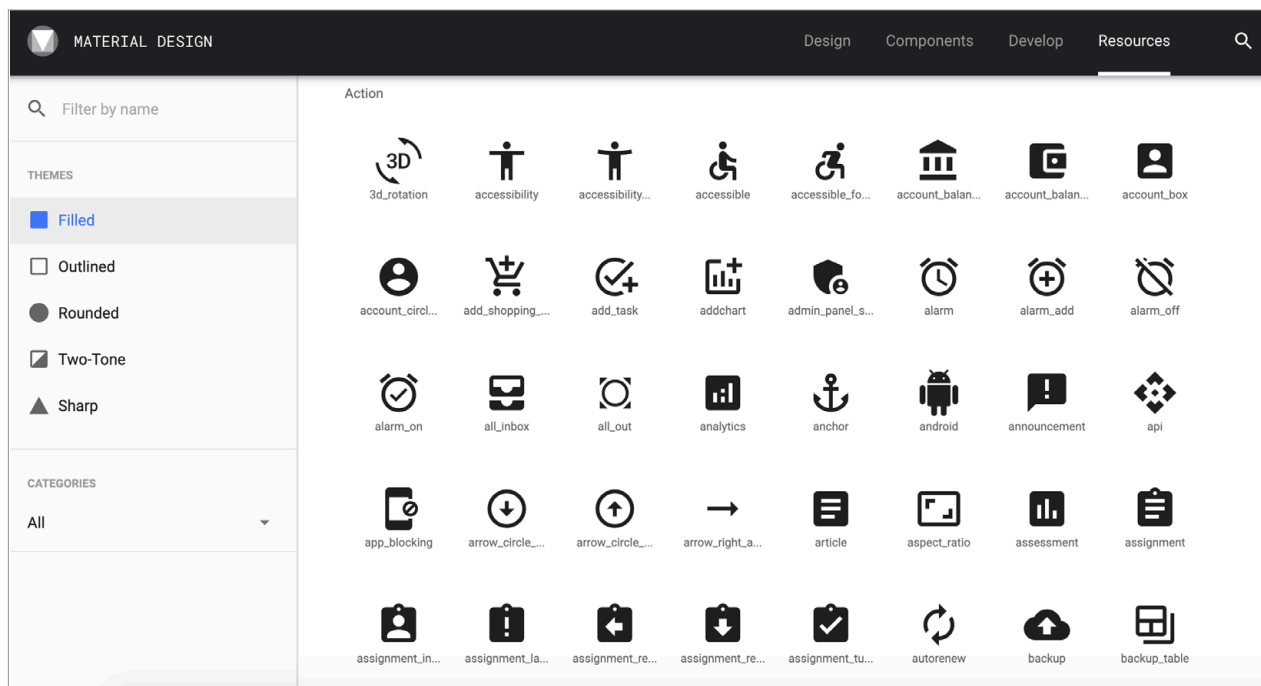
The Icon Of

The Icon of - is a collection of over 1100 pixel perfect icons.

All symbols are available in the most popular formats (SVG, PNG, PDF, .Sketch, .Fig, etc.) including the optimized web font (.woff, .ttf).

The icons are divided into different categories and can be customized in color and size.

- Price: Limited icons free, Full Set \$28.
- Link: <https://www.theiconof.com/search>



Source: Material Design

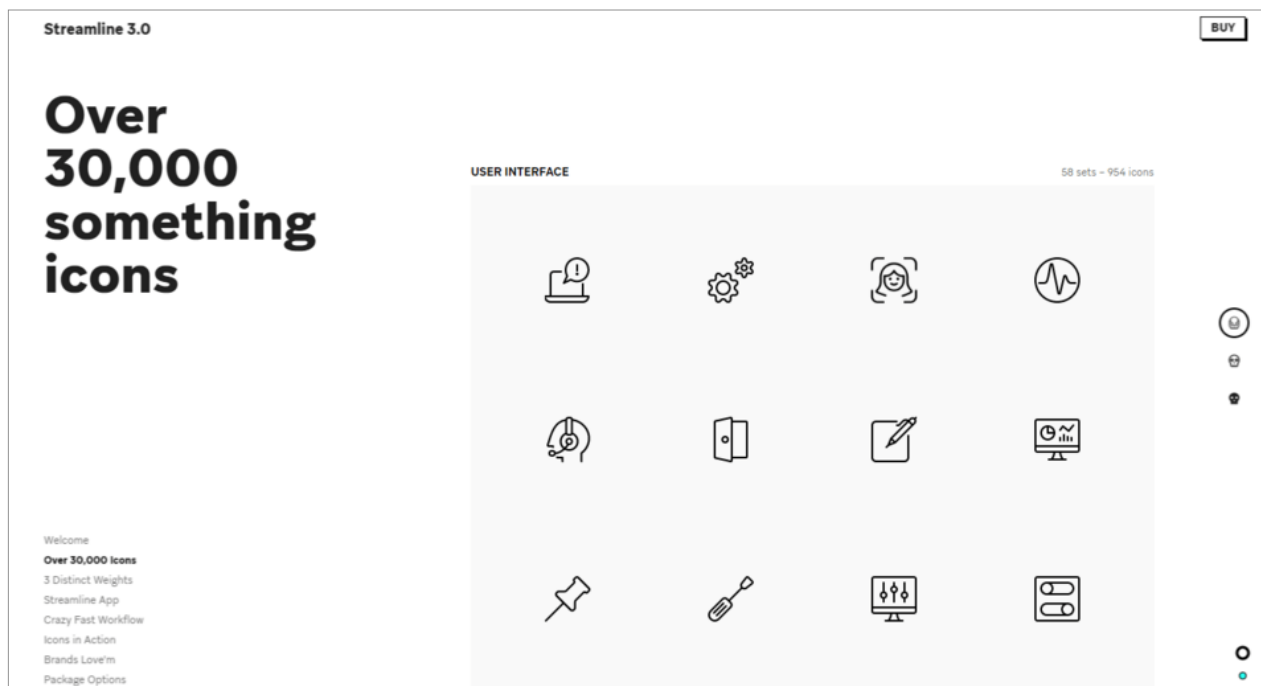
Material Design

Material Design icons are a collection of icons created by the Google team following the Material system: an adaptable system of guidelines, components and tools that support UI design best practices.

The icons can be downloaded in SVG format on desktop to use in your digital products for Android, iOS, and the web.

The icons are divided into five different styles (Filled, Outlined, Rounded, Two-Tone, and Sharp) and classified into categories.

- Price: Free.
- Link: <https://material.io/resources/icons/>



Source: Streamline Icons

Streamline Icons

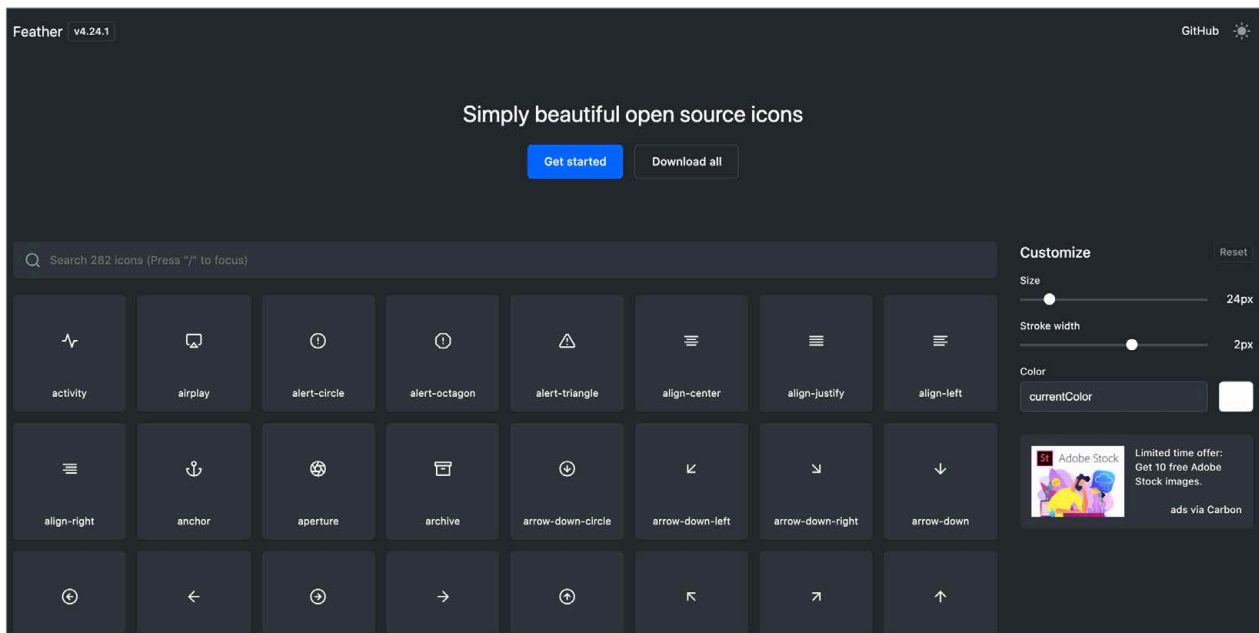
Streamline is the largest icon pack in the world.

This is a huge bundle of 30,000 vector icons divided into an enormous variety of categories, and each icon has three unique weights (light, regular and bold).

You can also use the icons with the new plugin for Figma and Sketch to speed up your workflow.

Streamline lets you download the 30,000 icons in PNG format for free.

- Price: Free Plan (3000 png); Essential 194\$; Ultimate 274\$.
- Link: <https://streamlineicons.com/>



Source: Feather Icons

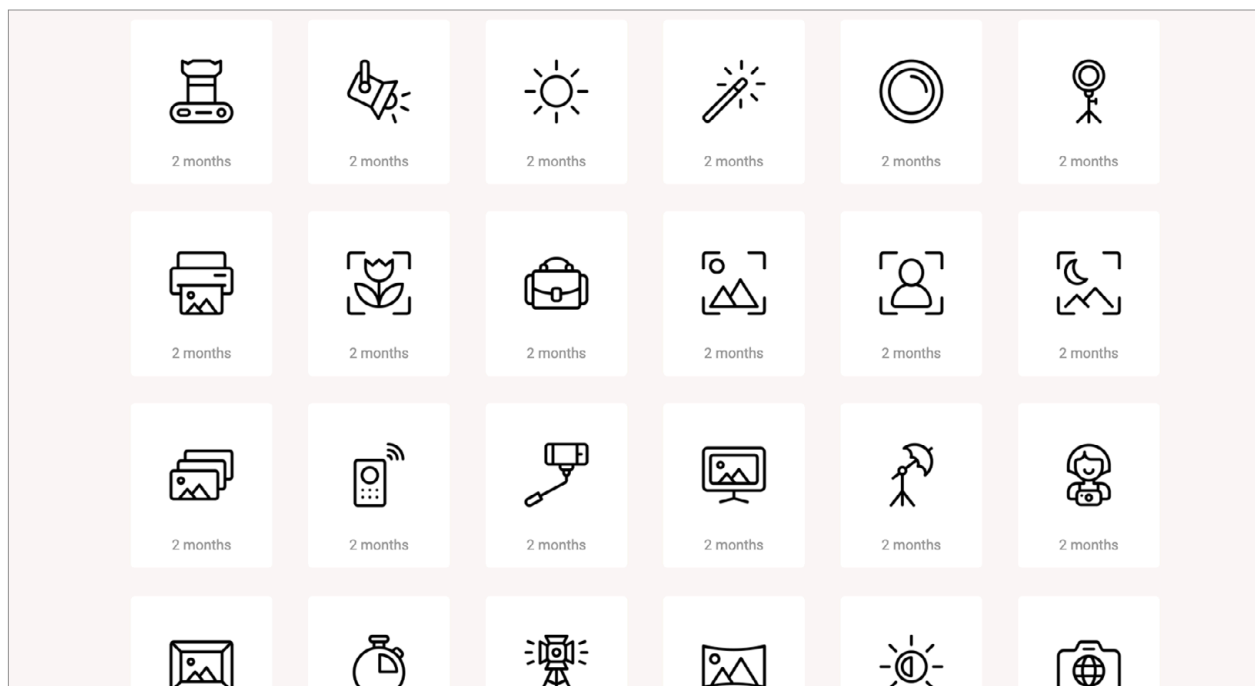
Feather Icons

Feather is a collection of open-source icons in SVG format. Each icon is drawn on a 24x24 grid with a simple and flexible style.

On the Feather Icon site, you can customize the size, stroke width, and color before downloading the icons.

The Open-source project is available on Github:
<https://github.com/feathericons/feather>

- Price: Free.
- Link: <https://feathericons.com/>




Source: Icon Bros

Icon Bros

Icon Bros is a collection of over 9,800 free icons grouped into 223 collections.

The icons can be downloaded in PNG or SVG format.

- Price: Free.
- Link: <https://www.iconbros.com/>



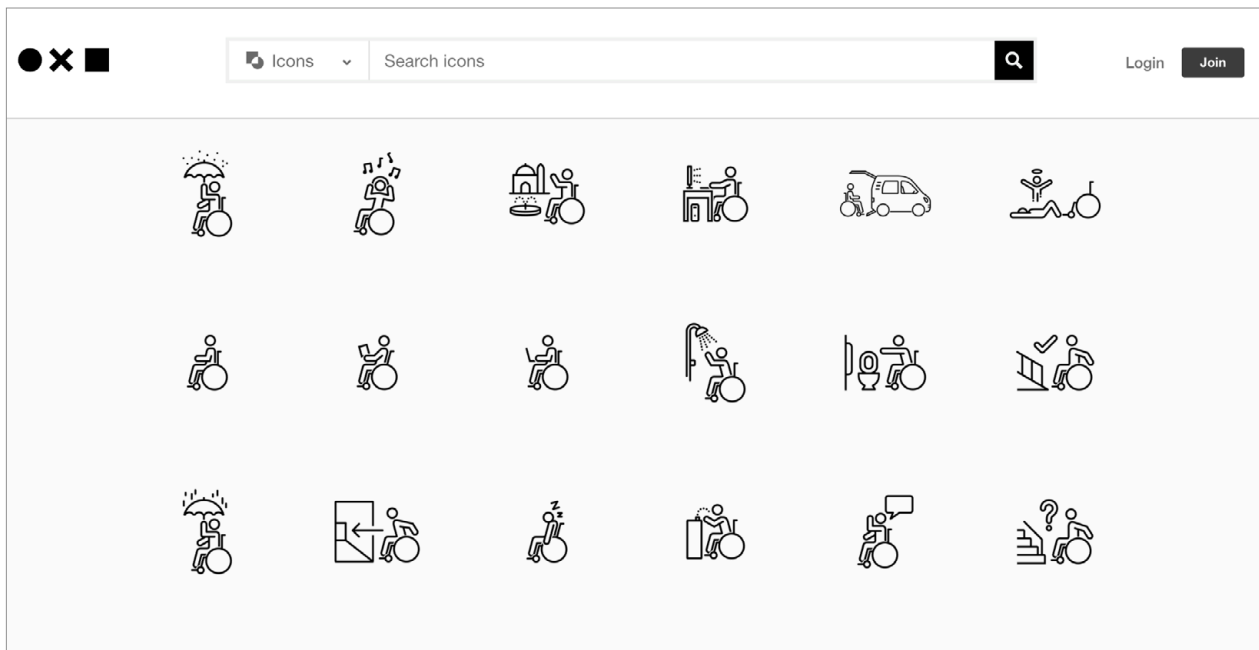
Source: Material Icons Library

Material Icons Library

Material Icons is a free library of over 1,000 Material Design style icons, divided into different categories.

The full vector icon collection is divided into 16 categories and three different styles (Rounded, Outlined, and Two-tone).

- Price: Free.
- Link: <https://icons.pixsellz.io/>



Source: The noun Project

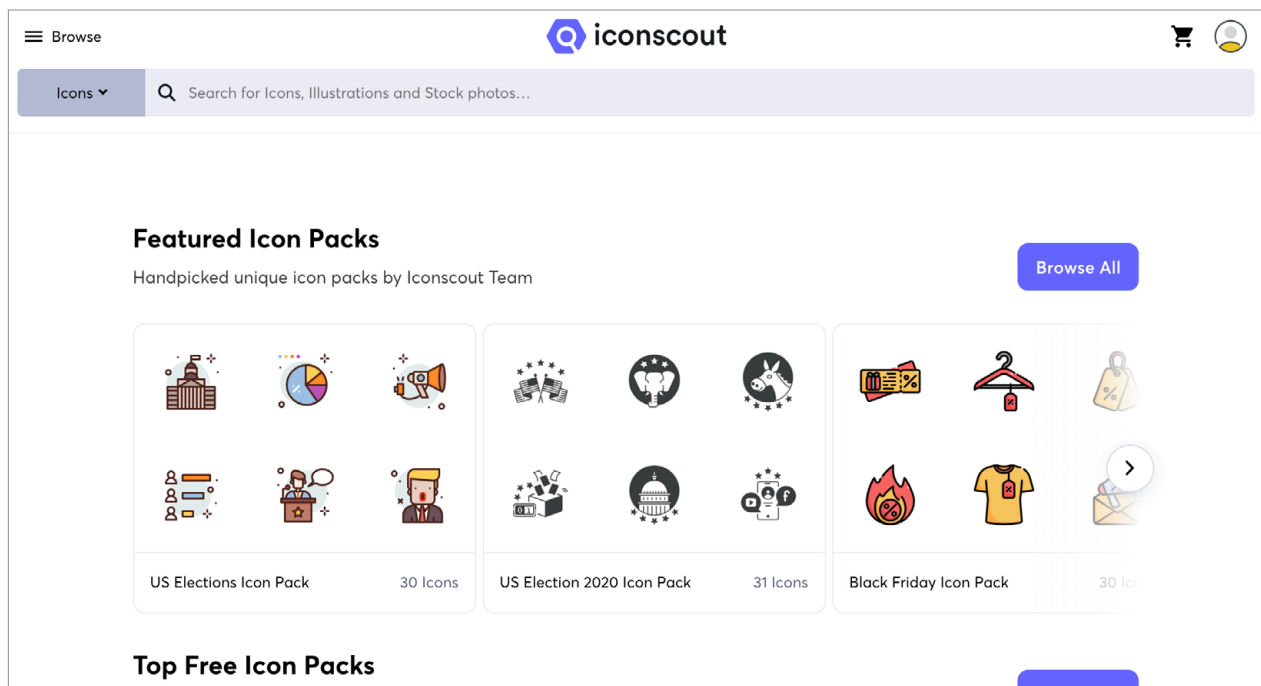
The noun Project

The noun project collects an immense variety of icons created by designers from all over the world.

In the search engine of The noun project, you can search for the icons you want from over 3 million icons.

There is also a Mac app that allows you to easily drag and drop icons into your favorite software.

- Price: Basic Icon \$0, Pro Icon \$2.99/icon, NounPro Unlimited Subscription \$39.99/year.
- Link: <https://thenounproject.com/>



Source: Iconscout

Iconscout

Iconscout is a platform where you can find numerous icon sets.

Icon packs are divided into categories and there are both free and paid sets. The Icon Editor also allows you to change the characteristics of the icons such as change color, stroke, and add shape to the SVG icon online for free before downloading.

Iconscout has also created a plugin that gives you access to millions of icons directly from your favorite design tool, such as Sketch, Adobe XD or Figma.

- Price: Limited Free icon packs, Unlimited Icons \$69/year.
- Link: <https://iconscout.com/>

Using the right tools is critical for designers. It'll help you to be more efficient and do your best at all times. Yet, since there are many tools available on the market, it would be wise to do a bit of research before selecting those you want to use.

Each tool has its own advantages and drawbacks. You need to pick those whose benefits are worth enough for the project you are into. And those whose disadvantages won't impede you to succeed.

That's all for the best design tools for every skill level. I hope you've found it useful. It's hard time you pick your favorite tools and start being more efficient!



* Prices, features, and other information may change at any time. If you see an error or you think we are missing a good design tool, let us know at info@evinex.com.



THANK YOU! :]

WWW.EVINEX.COM

